

# SKKD 205F, SKND 205F



**SEMIPACK<sup>®</sup> 2**

## Fast Diode Modules

**SKKD 205F**

**SKND 205F**

### Preliminary Data

### Features

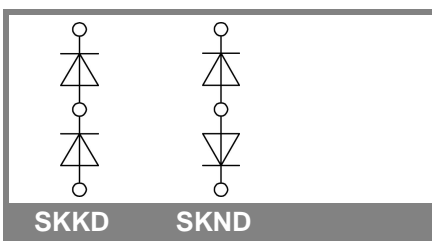
- Very soft recovery over the whole current range
- Very short recovery times
- Low switching losses
- Heat transfer through ceramic isolated metal baseplate
- Materials and distances according to UL

### Typical Applications

- Self-commutated inverters
- DC choppers
- AC motor speed control
- Inductive heating
- Uninterruptible power supplies
- Electronic welders
- General power switching applications

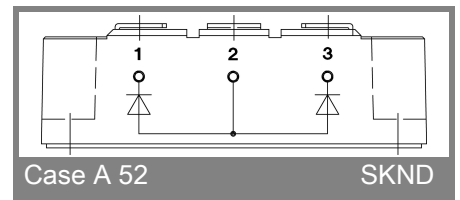
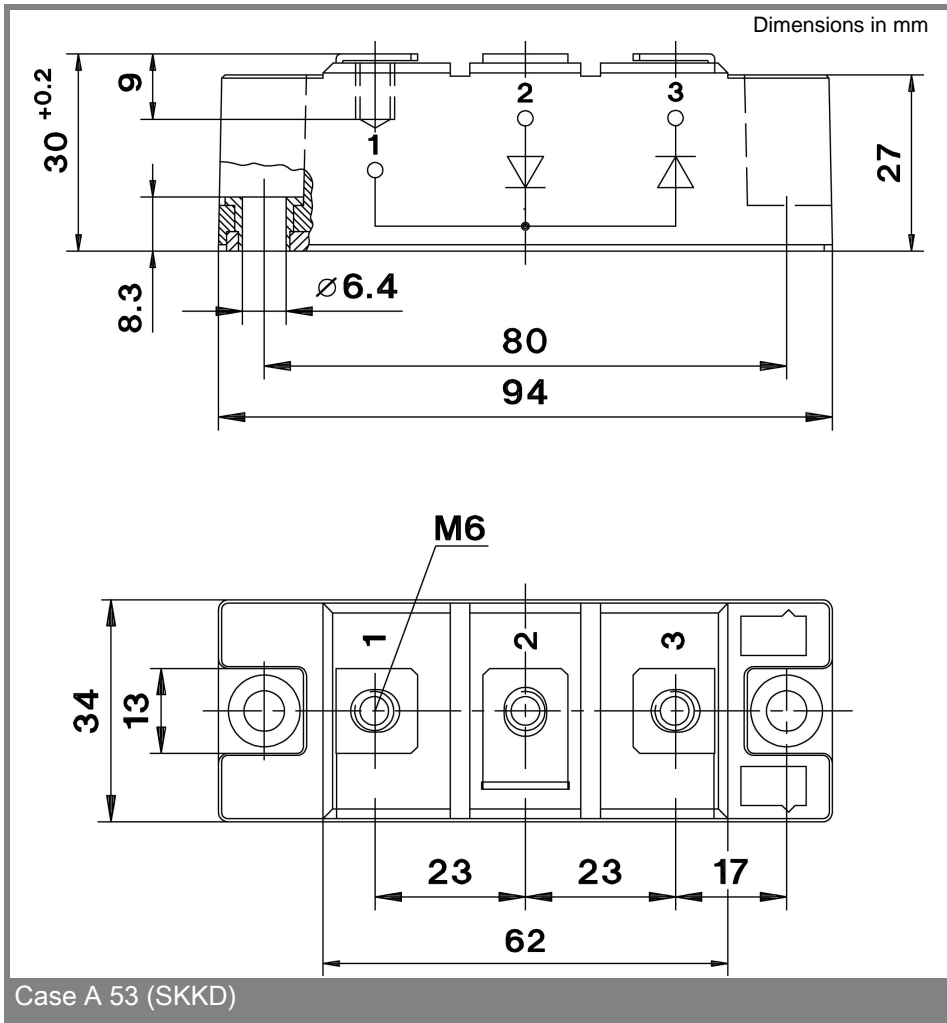
$V_{RSM}$ V	$V_{RRM}$ V	$I_{FRMS} = 455$ A (maximum value for continuous operation) $I_{FAV} = 205$ A (sin. 180; 50 Hz; $T_c = 87$ °C)	
600	600	SKKD 205F06	SKND 205F06

Symbol	Conditions	Values	Units
$I_{FAV}$	sin. 180; $T_c = 87$ °C	205	A
$I_{FSM}$	$T_{vj} = 25$ °C; 10 ms ms	3500	A
	$T_{vj} = 150$ °C; 10 ms ms	3000	A
$i^2t$	$T_{vj} = 25$ °C; 8,3 ... 10 ms	61250	A <sup>2</sup> s
	$T_{vj} = 150$ °C; 8,3 ... 10 ms	45000	A <sup>2</sup> s
$V_F$	$T_{vj} = 25$ °C; $I_F = 400$ A	max. 1,3	V
$V_{(TO)}$	$T_{vj} = 150$ °C	max. 0,9	V
$r_T$	$T_{vj} = 150$ °C	max. 2	mΩ
$I_{RD}$	$T_{vj} = 25$ °C; $V_{RD} = V_{RRM}$	max. 0,4	mA
$I_{RD}$	$T_{vj} = 150$ °C; $V_{RD} = V_{RRM}$	max. 30	mA
$Q_{rr}$	$T_{vj} = 150$ °C; $I_F = 300$ A,	25	μC
$I_{RM}$	-di/dt = 800 A/μs, $V_R = 300$ V	120	A
$t_{rr}$		130	ns
$E_{rr}$		-	mJ
$R_{th(j-c)}$	per diode / per module	0,16 / 0,08	K/W
$R_{th(c-s)}$	per diode / per module	0,1 / 0,05	K/W
$T_{vj}$		- 40 ... + 150	°C
$T_{stg}$		- 40 ... + 125	°C
$V_{isol}$	a.c. 50 Hz; r.m.s.; 1 s / 1 min.	3600 / 3000	V~
$M_s$	to heatsink	5 ± 15 %	
$M_t$	for terminals	5 ± 15 %	
$a$		5 * 9,81	m/s <sup>2</sup>
$m$	approx.	250	g
Case	SKND	A 52	
	SKKD	A 53	



SKKD

SKND



This technical information specifies semiconductor devices but promises no characteristics. No warranty or guarantee expressed or implied is made regarding delivery, performance or suitability.