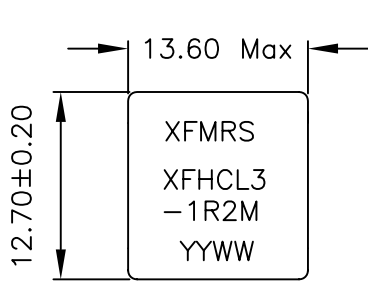
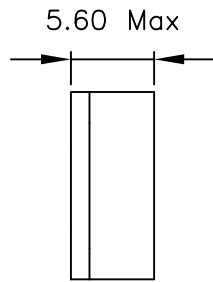


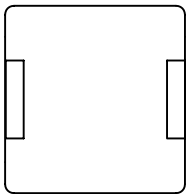
1. Mechanical Dimensions:



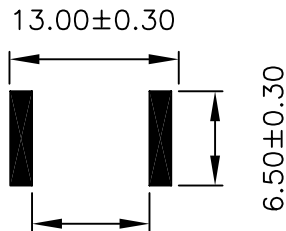
TOP VIEW



SIDE VIEW




BOTTOM VIEW



PCB LAYOUT

2. Schematic:



3. Electrical Specifications: @25°C

- OCL: 1.2uH±20% @100KHz 0.25V, 0Adc
- OCL: 1.00uH±20% @100KHz 0.25V, 20Adc
- OCL: 0.92uH±20% @100KHz 0.25V, 27Adc
- DC Res.: 3.80 mOhms Max
- I Rated: 20Adc
- I Max: 27Adc

Notes:

1. Solderability: Leads shall meet MIL-STD-202, Method 208D for solderability.
2. Flammability: UL94V-0
3. ASTM oxygen index: > 28%
4. Insulation System: Class F 155°C. UL file E151556
5. Operating Temperature Range: All listed parameters are to be within tolerance from -40°C to +150°C
6. Storage Temperature Range: -55°C to +150°C
7. Aqueous wash compatible

DOC. REV: A/3

XFMRS Inc	Title: INDUCTOR		
	UNLESS OTHERWISE SPECIFIED TOLERANCES: N/A Dimensions in mm		P/N: XFHCL3-1R2M
	DWN.	李小锋	Nov-11-02
	CHK.	廖玉坤	Nov-11-02
	APP.	Isaiah M	Nov-11-02
SHEET 1 OF 1			