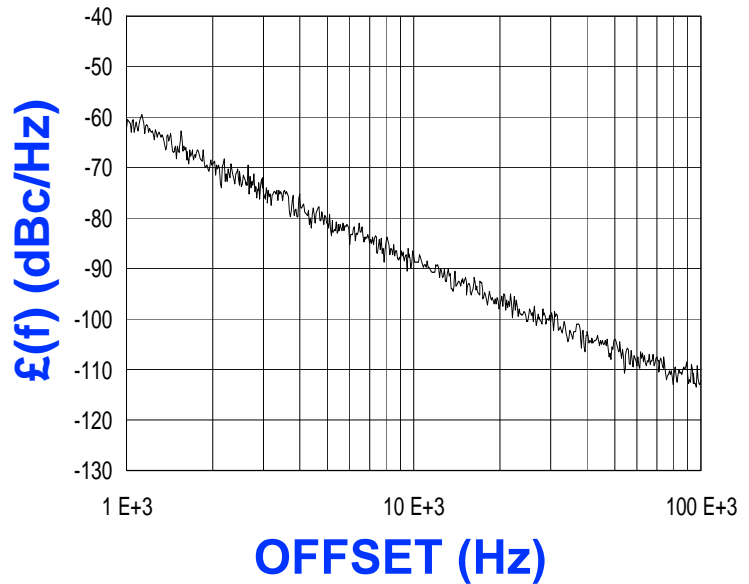


PHASE NOISE (1 Hz BW, typical)



FEATURES
<ul style="list-style-type: none"> • Frequency Range: 2050 - 3550 MHz • Tuning Voltage: 0-20 Vdc • MINI-16-L - Style Package
APPLICATIONS
<ul style="list-style-type: none"> • Test Instrumentation • CATV Headend Equipment • Satellite Communication Systems

PERFORMANCE SPECIFICATIONS	VALUE	UNITS
Oscillation Frequency Range	2050 - 3550	MHz
Phase Noise @ 10 kHz offset (1 Hz BW, typ.)	-86	dBc/Hz
Harmonic Suppression (2nd, typ.)	-15	dBc
Tuning Voltage	0-20	Vdc
Tuning Sensitivity (avg.)	108	MHz/V
Power Output	6±4	dBm
Load Impedance	50	Ω
Input Capacitance (max.)	50	pF
Pushing	<10	MHz/V
Pulling (14 dB Return Loss, Any Phase)	<10	MHz
Operating Temperature Range	-40 to 85	°C
Package Style	MINI-16-L	

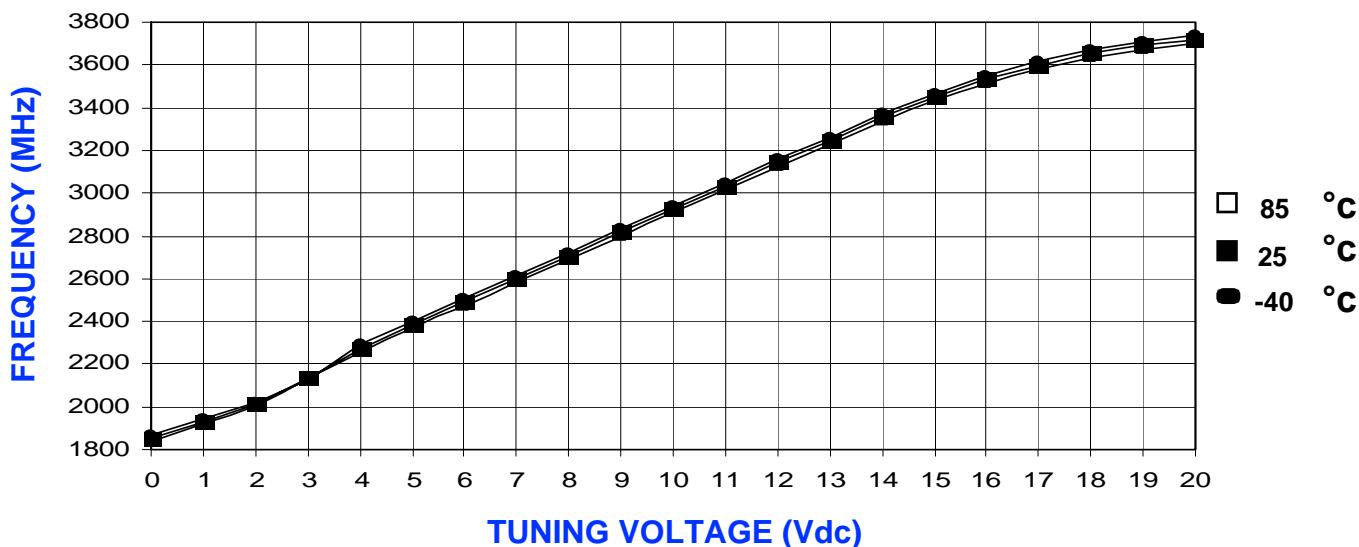
POWER SUPPLY REQUIREMENTS		
Supply Voltage (Vcc, nom.)	5	Vdc
Supply Current (Icc, typ.)	21	mA

All specifications are typical unless otherwise noted and subject to change without notice.

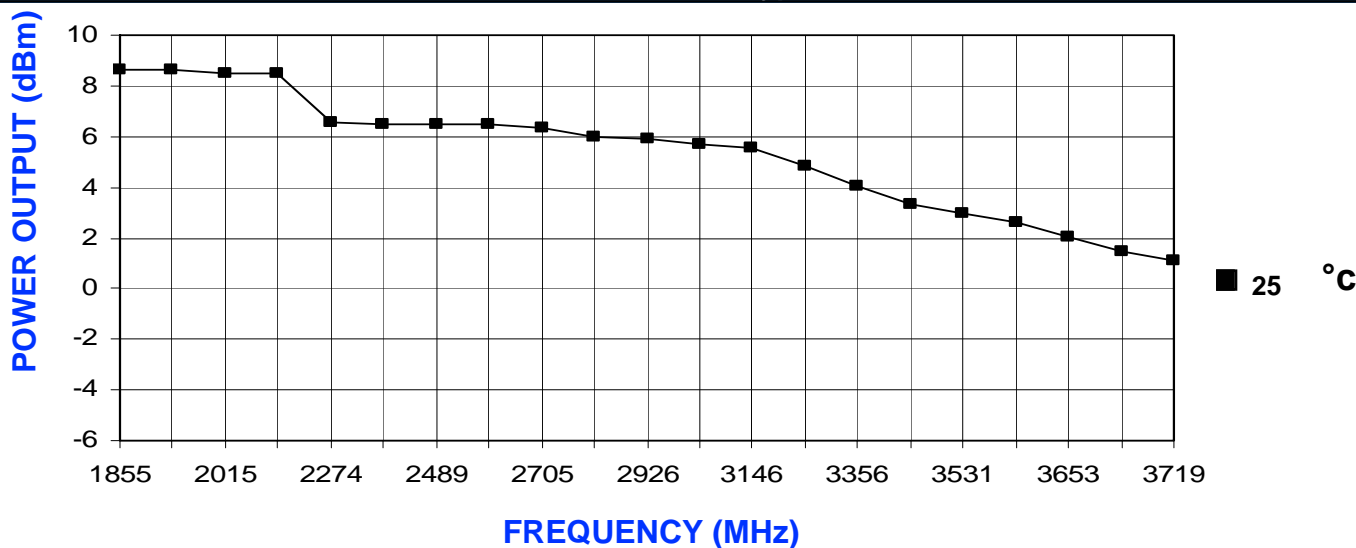
APPLICATION NOTES
<ul style="list-style-type: none"> • AN-100/1 : Mounting and Grounding of VCOs • AN-102 : Proper Output Loading of VCOs • AN-107 : How to Solder Z-COMM VCOs

NOTES:

TUNING CURVE, typ.



POWER CURVE, typ.



PHYSICAL DIMENSIONS

