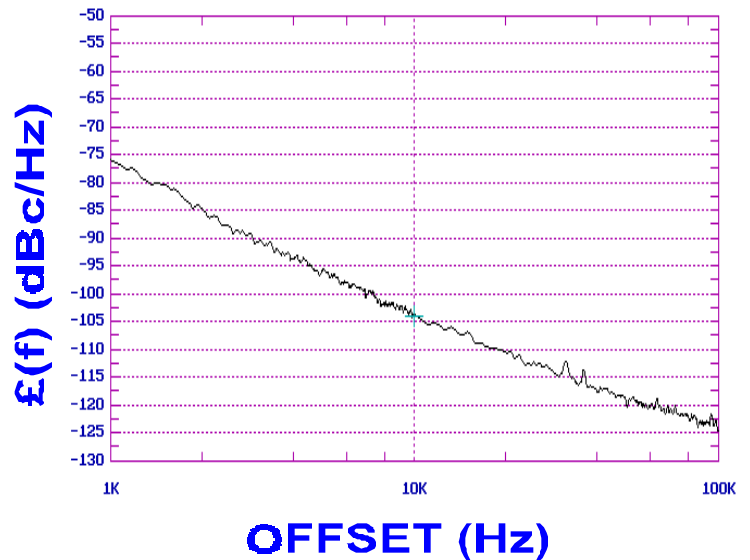




PHASE NOISE (1 Hz BW, typical)



FEATURES
<ul style="list-style-type: none"> • Frequency Range: 1340- 1735 MHz • Tuning Voltage: 1-13 Vdc • MINI-14S - Style Package
APPLICATIONS
<ul style="list-style-type: none"> • Satellite Communications • CATV Modems • Test Instrumentation

PERFORMANCE SPECIFICATIONS	VALUE	UNITS
Oscillation Frequency Range	1340 - 1735	MHz
Phase Noise @ 10 kHz offset (1 Hz BW, typ.)	-103	dBc/Hz
Harmonic Suppression (2nd, typ.)	-10	dBc
Tuning Voltage	1-13	Vdc
Tuning Sensitivity (avg.)	51	MHz/V
Power Output	10±2	dBm
Load Impedance	50	Ω
Input Capacitance (max.)	50	pF
Pushing	<5	MHz/V
Pulling (14 dB Return Loss, Any Phase)	<15	MHz
Operating Temperature Range	-40 to 70	°C
Package Style	MINI-14S	

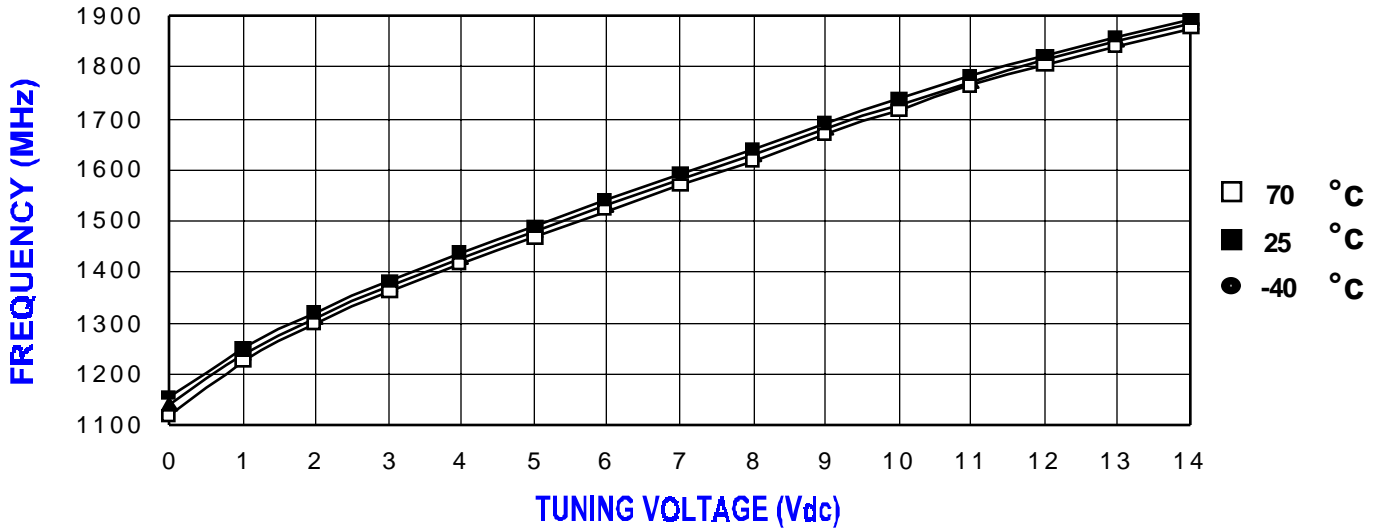
POWER SUPPLY REQUIREMENTS		
Supply Voltage (Vcc, nom.)	12	Vdc
Supply Current (Icc, typ.)	24	mA

All specifications are typical unless otherwise noted and subject to change without notice.

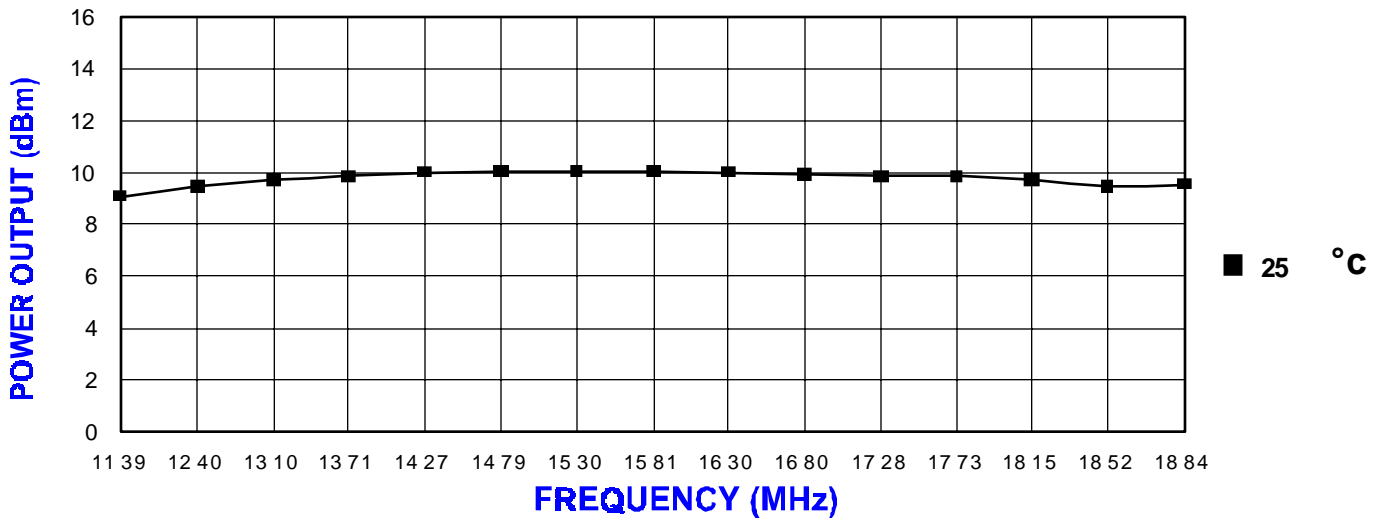
APPLICATION NOTES
<ul style="list-style-type: none"> • AN-100/1 : Mounting and Grounding of VCOs • AN-102 : Proper Output Loading of VCOs • AN-107 : How to Solder Z-COMM VCOs

NOTES:

TUNING CURVE, typ.



POWER CURVE, typ.



PHYSICAL DIMENSIONS

