

TOSHIBA PHOTOINTERRUPTER INFRARED LED + PHOTOTRANSISTOR

TLP813

IMAGE SCANNER, HANDY COPY
 COPYING MACHINE, FACSIMILE
 PHOTOELECTRIC TYPE COUNTER
 FOR DETECTING VARIOUS SUBSTANCES

The TLP813 is a PWB direct mounting type photointerrupter with an GaAs infrared LED and a Si phototransistor incorporated.

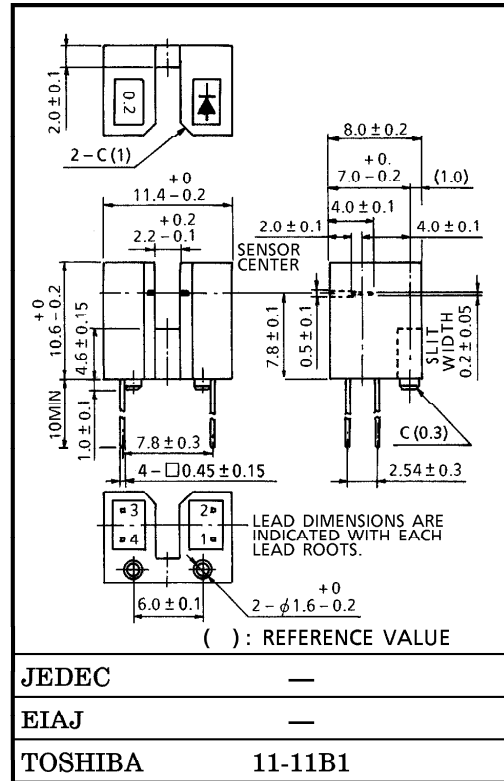
In an application to get reference pulses in combination with a rotating disk, the detection slit width as narrow as 0.2mm allows to make the slit pitch narrow and get many pulses per rotation. Because of the oblong detection slit, this phototransistor is best suited to the upward-down-ward position detection.

- Printed wiring board direct mounting type (with a locating pin).
- Gap : 2.2mm
- High resolution :Slit width 0.2×2.0mm (the oblong slit)
- Current transfer ratio : $I_C / I_F = 2.5\%$ (min)
- The detector side is of visible light cut type.

MAXIMUM RATINGS (Ta = 25°C)

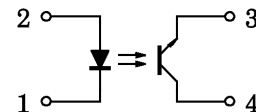
CHARACTERISTIC		SYMBOL	RATING	UNIT
LED	Forward Current	I_F	50	mA
	Forward Current Derating (Ta > 25°C)	$\Delta I_F / ^\circ C$	-0.33	mA / °C
	Reverse Voltage	V_R	5	V
DETECTOR	Collector-Emitter Voltage	V_{CEO}	35	V
	Emitter Collector Voltage	V_{ECO}	5	V
	Collector Power Dissipation	P_C	75	mW
	Collector Power Dissipation Derating (Ta > 25°C)	$\Delta P_C / ^\circ C$	-1	mW / °C
	Collector Current	I_C	50	mA
	Operating Temperature Range	T_{opr}	-30~85	°C
Storage Temperature Range	T_{stg}	-40~100	°C	
Soldering Temperature (5s)	T_{sol}	260	°C	

Unit in mm



Weight : 0.9g (typ.)

PIN CONNECTION



1. CATHODE
2. ANODE
3. EMITTER
4. COLLECTOR

961001EBC2

● TOSHIBA is continually working to improve the quality and the reliability of its products. Nevertheless, semiconductor devices in general can malfunction or fail due to their inherent electrical sensitivity and vulnerability to physical stress. It is the responsibility of the buyer, when utilizing TOSHIBA products, to observe standards of safety, and to avoid situations in which a malfunction or failure of a TOSHIBA product could cause loss of human life, bodily injury or damage to property. In developing your designs, please ensure that TOSHIBA products are used within specified operating ranges as set forth in the most recent products specifications. Also, please keep in mind the precautions and conditions set forth in the TOSHIBA Semiconductor Reliability Handbook.

OPTO-ELECTRICAL CHARACTERISTICS (Ta = 25°C)

CHARACTERISTIC		SYMBOL	TEST CONDITION	MIN.	TYP.	MAX.	UNIT
LED	Forward Voltage	V_F	$I_F = 10\text{mA}$	1.00	1.15	1.30	V
	Reverse Current	I_R	$V_R = 5\text{V}$	—	—	10	μA
	Peak Emission Wavelength	λ_P	$I_F = 20\text{mA}$	—	940	—	nm
DETECTOR	Dark Current	$I_D (I_{CEO})$	$V_{CE} = 10\text{V}, I_F = 0$	—	—	0.1	μA
	Peak Sensitivity Wavelength	λ_P	—	—	870	—	nm
COUPLED	Current Transfer ratio	I_C / I_F	$V_{CE} = 5\text{V}, I_F = 20\text{mA}$	2.5	—	50	%
	Collector-Emitter Saturation Voltage	$V_{CE} (\text{sat})$	$I_F = 20\text{mA}, I_C = 0.25\text{mA}$	—	0.15	0.4	V
	Rise Time	t_r	$V_{CC} = 5\text{V}, I_C = 2\text{mA}$	—	6	—	μs
	Fall Time	t_f	$R_L = 100\Omega$	—	6	—	

PRECAUTION

Please be careful of the followings.

1. If chemical are used for cleaning, the soldered surface only shall be cleaned with chemicals avoiding the whole cleaning of the package.
2. The container is made of polycarbonate. Polycarbonate is usually stable with acid, alcohol, and aliphatic hydrocarbons however, with peroxochemicals (such as benzene, toluene, and acetone), alkali, aromatic hydrocarbons, or chloric hydrocarbons, polycarbonate becomes cracked, swollen, or melted. Please take care when choosing a packaging material by referencing the table below.

<Chemicals to avoid with polycarbonate>

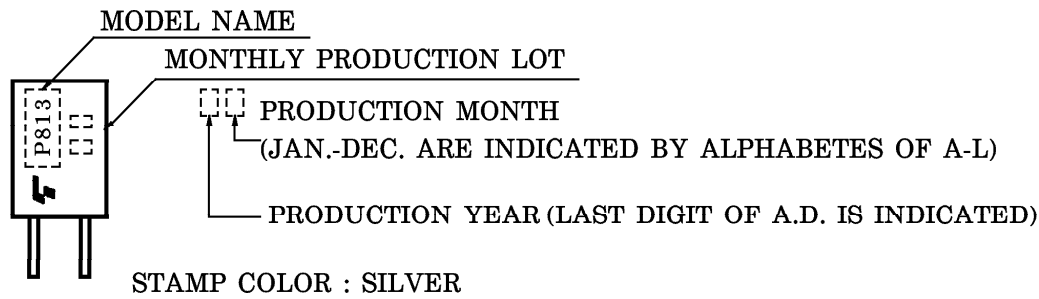
	PHENOMENON	CHEMICALS
A	Little deterioration but staining	<ul style="list-style-type: none"> • nitric acid (low concentration), hydrogen peroxide, chlorine
B	Cracked, crazed, or swollen	<ul style="list-style-type: none"> • acetic acid (70% or more) • gasoline • methyl ethyl ketone, ethyl acetate, butyl acetate • ethyl methacrylate, ethyl ether, MEK • acetone, m-amino alcohol, carbon tetrachloride • carbon disulfide, trichloroethylene, cresol • thinners, oil of turpentine • triethanolamine, TCP, TBP
C	Melted { } : Used as solvent.	<ul style="list-style-type: none"> • concentrated sulfuric acid • benzene • styrene, acrylonitrile, vinyl acetate • ethylenediamine, diethylenediamine • {chloroform, methyl chloride, tetrachloromethane, dioxane, } • {1, 2-dichloroethane }
D	Decomposed	<ul style="list-style-type: none"> • ammonia water • other alkali

3. TLP813 shall be mounted on an unwarped surface.

961001EBC2'

- Gallium arsenide (GaAs) is a substance used in the products described in this document. GaAs dust and fumes are toxic. Do not break, cut or pulverize the product, or use chemicals to dissolve them. When disposing of the products, follow the appropriate regulations. Do not dispose of the products with other industrial waste or with domestic garbage.
- The products described in this document are subject to foreign exchange and foreign trade control laws.
- The information contained herein is presented only as a guide for the applications of our products. No responsibility is assumed by TOSHIBA CORPORATION for any infringements of intellectual property or other rights of the third parties which may result from its use. No license is granted by implication or otherwise under any intellectual property or other rights of TOSHIBA CORPORATION or others.
- The information contained herein is subject to change without notice.

PRODUCT INDICATION

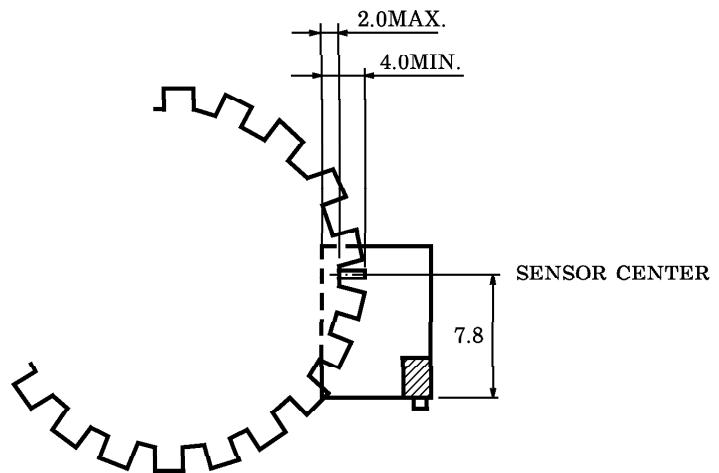
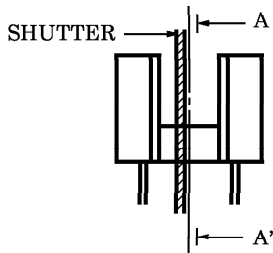


POSITIONING OF SHUTTER AND DEVICE

To operate correctly, make sure that the shutter and the device are positioned as shown in the figure below.

The slit pitch of the shutter must be set wider than the slit width of the device.
Determine the width taking the switching time into consideration.

UNIT IN mm



A-A' CROSS SECTION

