

Turns Ratio (± 1%)

1 : 1.23 : 1.23

PARAMETER	MIN.	MAX.	UNITS
¹ Inductance (2-5)	600		μH
² Leakage Inductance		0.75	μH
³ Capacitance (C _{ww})		27	pF
Primary DC Resistance		0.6	ohms
Secondary DC Resistance		0.6	ohms
Dielectric Withstand	1500		V _{RMS}
Insulation Resistance	10K		Megohms
Longitudinal Balance at 1.544 MHz	35		dB

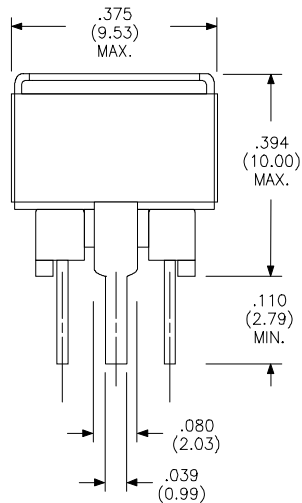
¹ 10 KHz and 0.5 VAC.

² 10 KHz and 10 mA AC.

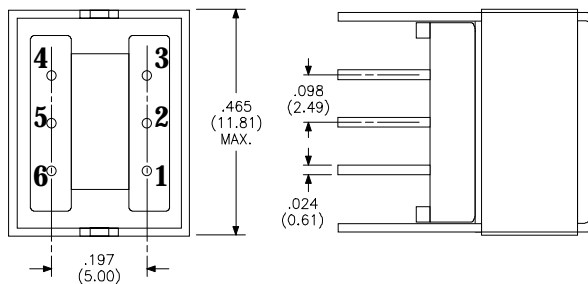
³ 1 KHz and 1 V.

Temperature Range

-40°C to +85°C



Physical Dimensions
in inches (mm)

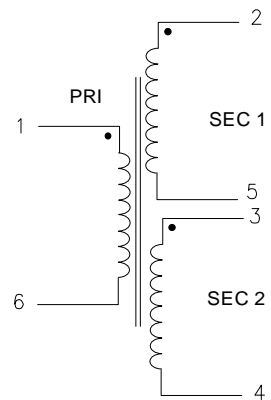


T-13811

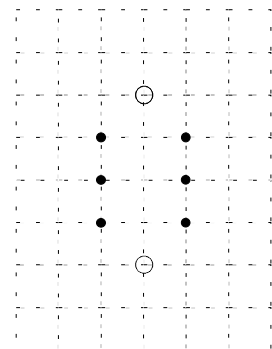
T1/CEPT Telecom Applications

Designed to meet CCITT and FCC Requirements

SCHEMATIC DIAGRAM:



PIN POSITION GRID 0.098 (2.5)
○ CLIP SET TERMINATIONS
● BOBBIN TERMINATIONS



12/2/97