

Features

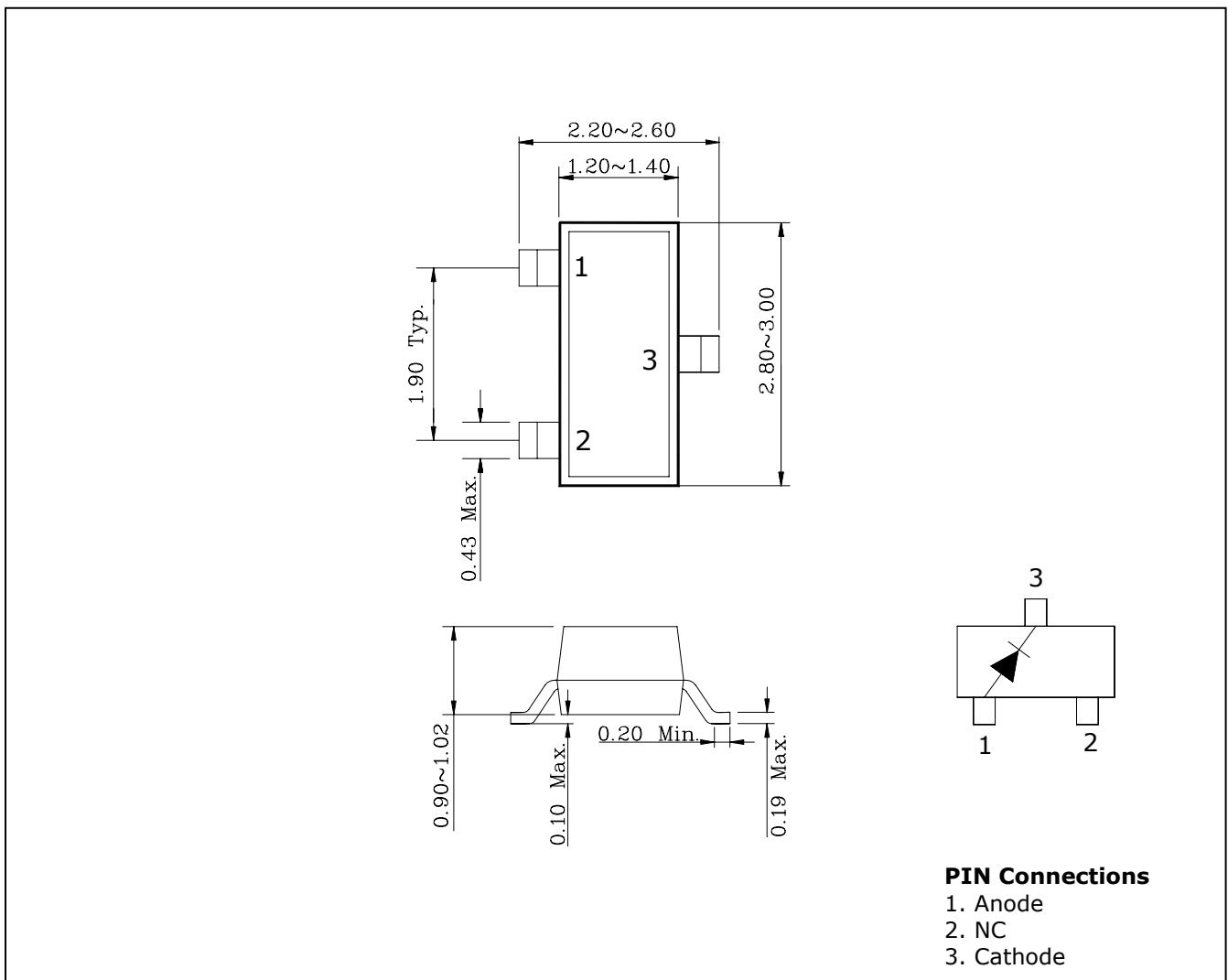
- Low V_F : Max. 0.45V @ $I_F=1A$
- High speed switching application

Ordering Information

Type No.	Marking	Package Code
SDB2301	DB5	SOT-23

Outline Dimensions


unit : mm



Absolute maximum ratings

Ta=25°C

Characteristic	Symbol	Ratings	Unit
Peak reverse voltage	V_{RM}	25	V
Reverse voltage	V_R	20	V
Forward current	I_F	1	A
Non-repetitive peak forward current	I_{FSM}^*	3	A
Power dissipation	P_D	200	mW
Junction temperature	T_J	150	°C
Storage temperature	T_{stg}	-55 ~ 150	°C

* : 60 Hz for 1 

Electrical Characteristics

Ta=25°C

Characteristic	Symbol	Test Condition	Min.	Typ.	Max.	Unit
Forward voltage	V_F	$I_F=1A$	-	-	0.45	V
Reverse current	I_R	$V_R=20V$	-	-	200	μA

Fig. 1 $I_F - V_F$

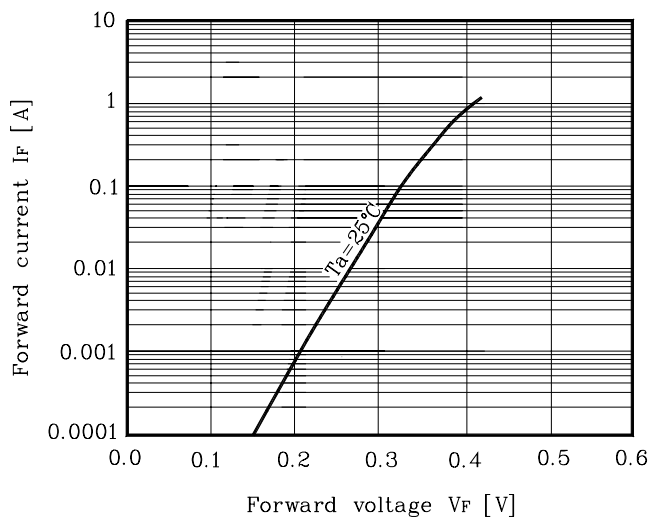
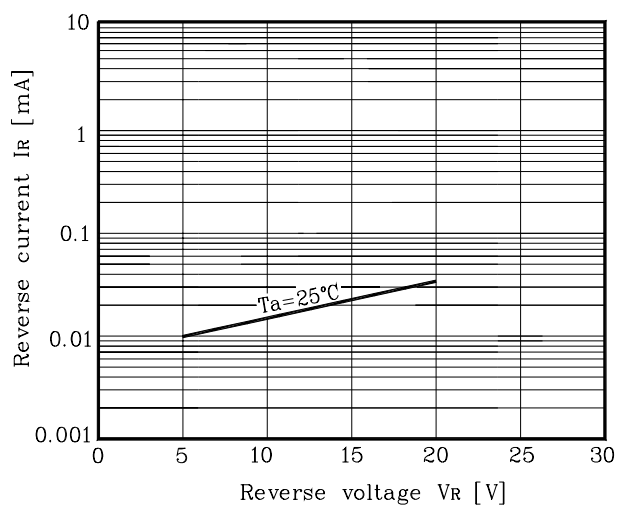


Fig. 2 $I_R - V_R$



These AUK products are intended for usage in general electronic equipments(Office and communication equipment, measuring equipment, domestic electrification, etc.).

Please make sure that you consult with us before you use these AUK products in equipments which require high quality and/or reliability, and in equipments which could have major impact to the welfare of human life(atomic energy control, airplane, spaceship, traffic signal, combustion central, all types of safety device, etc.).

AUK cannot accept liability to any damage which may occur in case these AUK products were used in the mentioned equipments without prior consultation with AUK.