


TECHNICAL DATA
DATA SHEET 794, REV, -

BRIDGE RECTIFIER ASSEMBLY



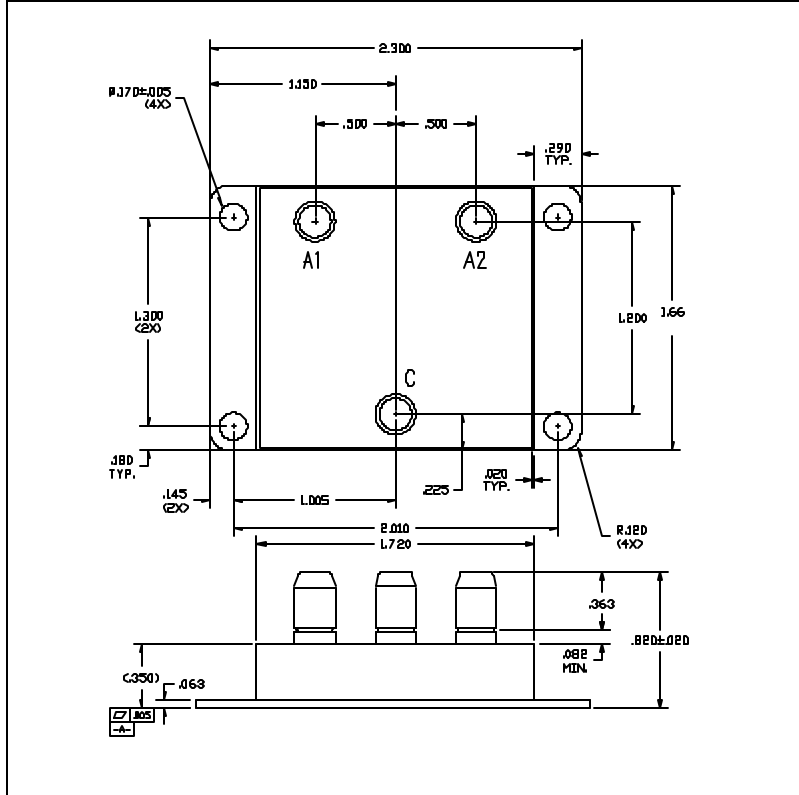
- High current – up to 120 Amps
- Various voltages – up to 1000 Volts
- Low thermal resistance
- Lowest trr available is 30nsec.

MAX. RATINGS / ELECTRICAL CHARACTERISTICS All ratings are at $T_A = 25^\circ\text{C}$ unless otherwise specified.

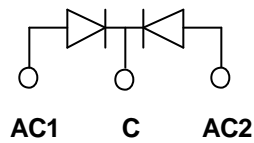
RATING	CONDITIONS	MIN	TYP	MAX	UNIT
Peak Inverse Voltage (PIV)	-	-	-	800	Vdc
Average DC Output Current ($T_C = \text{Case Temp}$) (I_o)	$T_C = 55^\circ\text{C}$ $T_C = 100^\circ\text{C}$	-	-	160	Amps
Peak Single Cycle Surge Current (I_{FSM})	$t_p = 8.3 \text{ ms}$ Single Half Cycle Sine Wave, Superimposed On Rated Load	-	-	200	Amps(pk)
Peak Recurring Surge Current (non-repetitive (I_{FRM}))	$T_A = 25^\circ\text{C}$	-	-	500	Amps
Storage Temp. (T_{stg})	-	-55	-	175	$^\circ\text{C}$
Operating Temp. (T_{op})	-	-55	-	100	
Maximum Forward Voltage Per Leg (V_f)	$I_f = _ \text{A dc}$ (300 μsec pulse, duty cycle < 2%)	-	-		Volts
Maximum Instantaneous Reverse Current At Rated (PIV)	$T_A = 25^\circ\text{C}$ $T_A = 100^\circ\text{C}$	-	-	100	μAmps
Reverse Recovery Time (t_{rr})	$I_f = 0.5\text{A}$, $I_r = 1.0\text{A}$; $I_{rr} = 0.25\text{A}$ Measured on discrete rectifiers prior to assembly.	-	-	120	nsec
Max. Thermal Resistance ($R_{\theta JC}$)	-	-	-	0.25	$^\circ\text{C/W}$

**SENSITRON
TECHNICAL DATA
DATA SHEET 794, REV. -**

MECHANICAL DIMENSIONS: In Inches / mm



SCHEMATIC



TECHNICAL DATA

DISCLAIMER:

- 1- The information given herein, including the specifications and dimensions, is subject to change without prior notice to improve product characteristics. Before ordering, purchasers are advised to contact the Sensitron Semiconductor sales department for the latest version of the datasheet(s).
- 2- In cases where extremely high reliability is required (such as use in nuclear power control, aerospace and aviation, traffic equipment, medical equipment, and safety equipment), safety should be ensured by using semiconductor devices that feature assured safety or by means of users' fail-safe precautions or other arrangement.
- 3- In no event shall Sensitron Semiconductor be liable for any damages that may result from an accident or any other cause during operation of the user's units according to the datasheet(s). Sensitron Semiconductor assumes no responsibility for any intellectual property claims or any other problems that may result from applications of information, products or circuits described in the datasheets.
- 4- In no event shall Sensitron Semiconductor be liable for any failure in a semiconductor device or any secondary damage resulting from use at a value exceeding the absolute maximum rating.
- 5- No license is granted by the datasheet(s) under any patents or other rights of any third party or Sensitron Semiconductor.
- 6- The datasheet(s) may not be reproduced or duplicated, in any form, in whole or part, without the expressed written permission of Sensitron Semiconductor.
- 7- The products (technologies) described in the datasheet(s) are not to be provided to any party whose purpose in their application will hinder maintenance of international peace and safety nor are they to be applied to that purpose by their direct purchasers or any third party. When exporting these products (technologies), the necessary procedures are to be taken in accordance with related laws and regulations.