

T-1 3/4 PACKAGE SOLID STATE LAMP

MVL-534UG

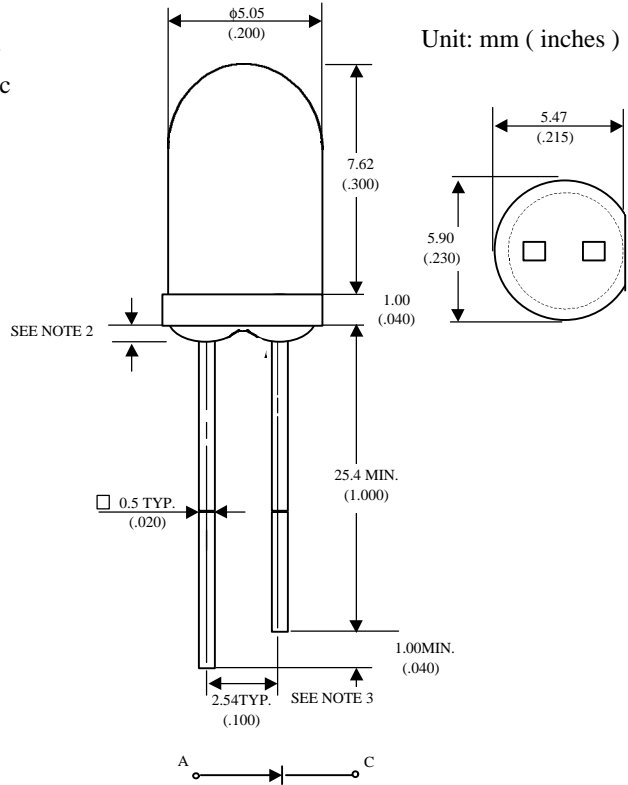
Description

The MVL-534UG, a Green source color device, is made with Gallium Phosphide on Gallium Phosphide light emitting diode. The package is T-1 3/4(5mm) standard green transparent plastic lens package.

Features

- Standard T-1 3/4 (ϕ 5mm) Package
- High Intensity
- General Purpose Leads
- Wide Viewing Angle

Package Dimensions



Notes :

1. Tolerance is ± 0.25 mm (.010") unless otherwise noted.
2. Protruded resin under flange is 0.8 mm (.031") max.
3. Lead spacing is measured where the leads emerge from the package.

Absolute Maximum Ratings

@ $T_A = 25^\circ\text{C}$

Parameter	Symbol	Maximum Rating	Unit
Power Dissipation	P_{ad}	100	mW
Peak Forward Current(1/10 Duty Cycle, 1ms pulse)	I_{pf}	120	mA
Continuous Forward Current	I_{af}	50	mA
Derating Linear From 25		0.4	mA/ $^\circ\text{C}$
Reverse Voltage	V_R	4	V
Operating Temperature Range	T_{opr}	-55 $^\circ\text{C}$ to +100 $^\circ\text{C}$	
Storage Temperature Range	T_{stg}	-55 $^\circ\text{C}$ to +100 $^\circ\text{C}$	
Solder temperature 1.6 mm from body for 5 seconds at 260 $^\circ\text{C}$			

UNI

Unity Opto Technology Co., Ltd.

09/05/2000

Optical-Electrical Characteristics

@ T_A=25°C

Parameter	Test Conditions	Symbol	Min .	Typ .	Max .	Unit .
Luminous Intensity	I _F =20mA	I _V	500	1000	-	mcd
Forward Voltage	I _F =20mA	V _F	-	2.1	2.8	V
Reverse Current	V _R =5V	I _R	-	-	100	μA
Peak Emission Wavelength	I _F =20mA	λ _p	-	575	-	nm
Spectral Line Half Width	I _F =20mA	Δλ	-	30	-	nm
Viewing Angle	I _F =20mA	2θ _{1/2}	-	20	-	deg.

Typical Optical-Electrical Characteristic Curves

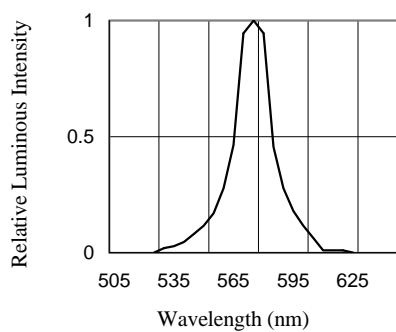


FIG.1 RELATIVE INTENSITY LUMINOUS VS. WAVELENGTH

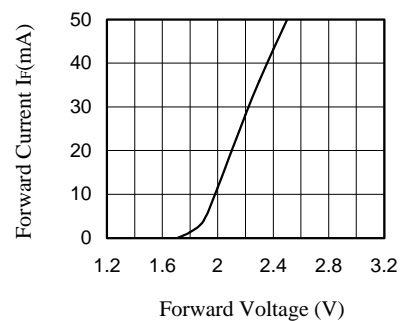


FIG.2 FORWARD CURRENT VS. FORWARD VOLTAGE

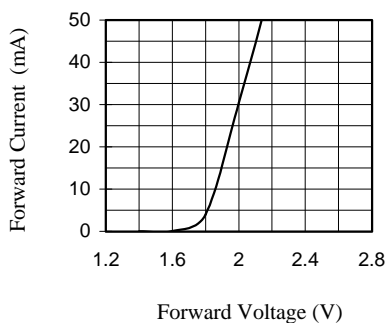


FIG.3 FORWARD CURRENT VS. FORWARD VOLTAGE

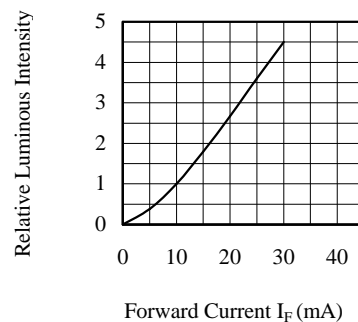


FIG.4 RELATIVE LUMINOUS INTENSITY VS. FORWARD CURRENT

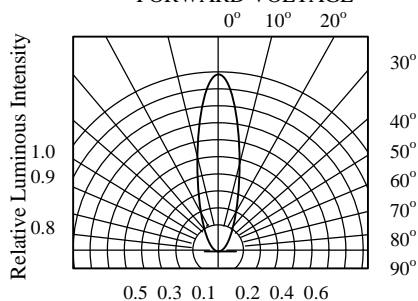


FIG.5 RADIATION DIAGRAM