

APPLICATIONS

- ✓ Computer Notebooks
- ✓ Communication Systems & Cellular Phones
- ✓ Printers
- ✓ Personal Digital Assitant(PDA)
- ✓ Video Equipment

IEC COMPATIBILITY (EN61000-4)


- ✓ 61000-4-2 (ESD): Air - 15kV, Contact - 8kV
- ✓ 61000-4-4 (EFT): 40A - 5/50ns

FEATURES

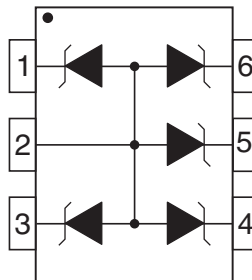
- ✓ 100 Watts Peak Pulse Power per Line ($t_p=8/20\mu s$)
- ✓ Monolithic Structure
- ✓ Available in 4 Voltage Types: 5V to 24V
- ✓ Low Clamping Voltage
- ✓ ESD Protection > 40 kilovolts
- ✓ Low Leakage Current
- ✓ Protects Four (4) Bidirectional Lines and Five (5) Unidirectional Lines
- ✓ RoHS Compliant

MECHANICAL CHARACTERISTICS

- ✓ Molded JEDEC SOT-563 Package
- ✓ Weight 3 milligrams (Approximate)
- ✓ Available in Lead-Free Nickel-Paladium-Gold Plating
- ✓ Solder Reflow Temperature:
 Nickel-Paladium-Gold (Ni/Pd/Au) Sn/Ag/Cu: 260-270°C
- ✓ Consult Factory for Leaded Device Availability
- ✓ Flammability Rating UL 94V-0
- ✓ 8mm Tape and Reel Per EIA Standard 481
- ✓ Marking: Marking Code & Pin One Defined By Dot on Top of Package



PIN CONFIGURATION



MSMF05C thru MSMF24C

DEVICE CHARACTERISTICS

MAXIMUM RATINGS @ 25°C Unless Otherwise Specified

PARAMETER	SYMBOL	VALUE	UNITS
Peak Pulse Power ($t_p = 8/20\mu s$) - See Figure 1	P_{PP}	100	Watts
Operating Temperature	T_L	-55 to 150	°C
Storage Temperature	T_{STG}	-55 to 150	°C
Maximum Forward Voltage @ 10mA	V_F	1.0	V

ELECTRICAL CHARACTERISTICS PER LINE @ 25°C Unless Otherwise Specified

PART NUMBER	DEVICE MARKING	RATED STAND-OFF VOLTAGE V_{WM} VOLTS	MINIMUM BREAKDOWN VOLTAGE @ 1mA $V_{(BR)}$ VOLTS	MAXIMUM CLAMPING VOLTAGE (See Fig. 2) @ 8/20 μs $V_C @ I_{PP}$	MAXIMUM LEAKAGE CURRENT @ V_{WM} I_b μA	TYPICAL CAPACITANCE (See Note 1) 0V @ 1 MHz C pF
MSMF05C	B	5.0	6.0	12.0V @ 9.0A	1	40
MSMF12C	D	12.0	13.3	23.8V @ 4.2A	1	20
MSMF15C	F	15.0	16.7	33.3V @ 3.0A	1	15
MSMF24C	H	24.0	26.7	55.5V @ 1.8A	1	10

Note 1: Pins 1, 3, 4, 5, or 6 to pin 2.

FIGURE 1
PEAK PULSE POWER VS PULSE TIME

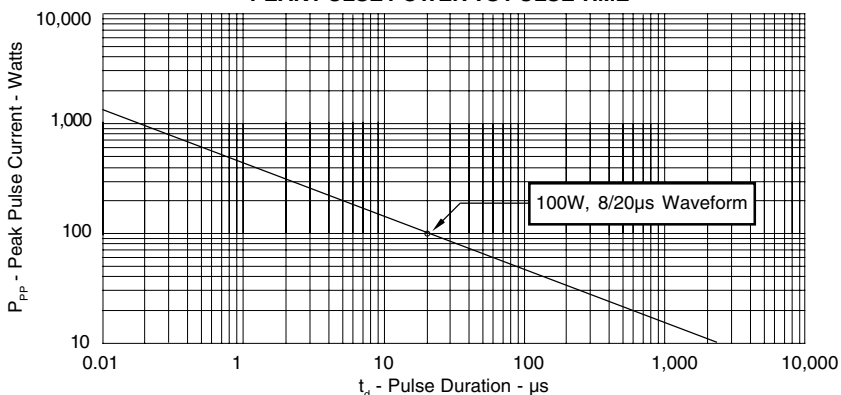
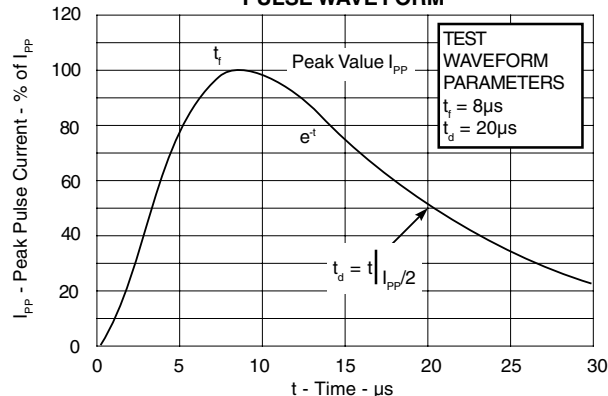
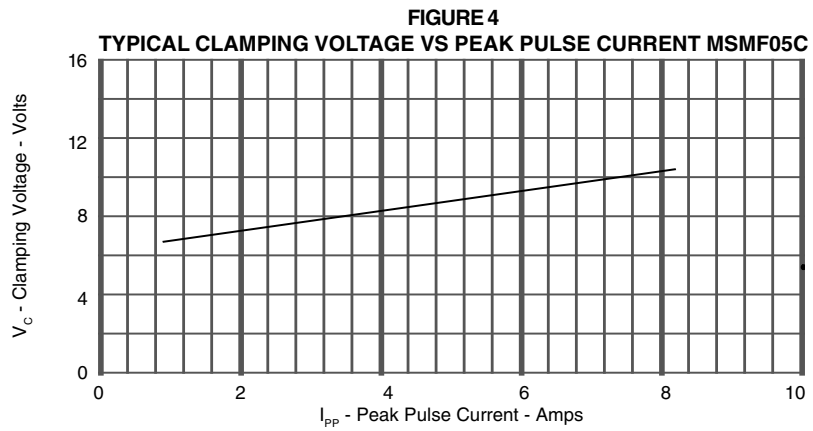
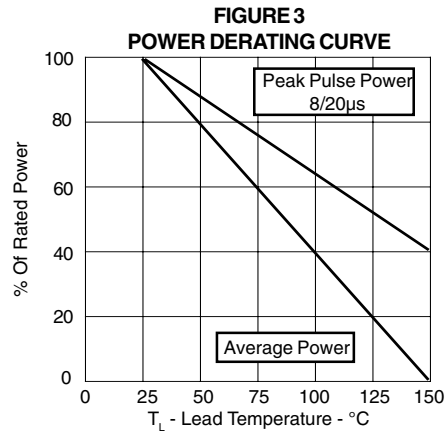


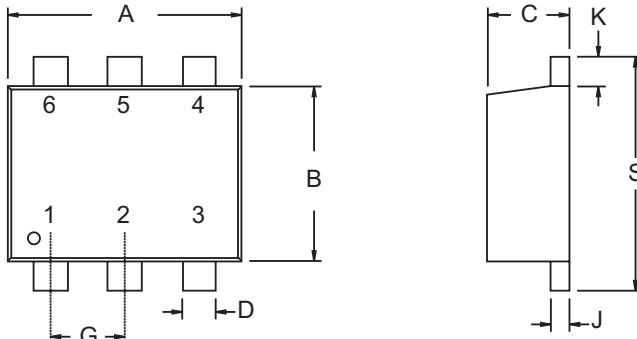

FIGURE 2
PULSE WAVE FORM



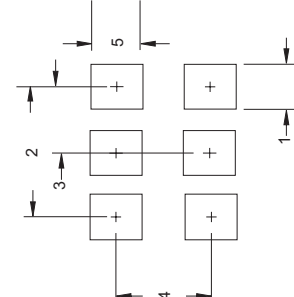


MSMF05C thru MSMF24C

SOT-563 PACKAGE OUTLINE & DIMENSIONS

PACKAGE OUTLINE		SOT-563			
					
PACKAGE DIMENSIONS					
DIM	MILLIMETERS		INCHES		
	MIN	MAX	MIN	MAX	
A	1.50	1.70	0.059	0.067	
B	1.10	1.30	0.043	0.051	
C	0.50	0.60	0.020	0.024	
D	0.17	0.27	0.007	0.011	
G	0.50 BSC	-	0.020 BSC	-	
J	0.08	0.16	0.003	0.007	
K	0.10	0.30	0.004	0.012	
S	1.50	1.70	0.059	0.067	

MOUNTING PAD			TYPICAL	
DIM	Millimeters	Inches		
1	0.30	0.012		
2	1.02	0.040		
3	0.51	0.020		
4	1.40	0.055		
5	0.51	0.020		



NOTES

1. Dimensioning and tolerances per ANSI Y14.5M, 1985.
2. Controlling Dimension: Inches
3. Pin 3 is the cathode (Unidirectional Only).
4. Dimensions are exclusive of mold flash and metal burrs.

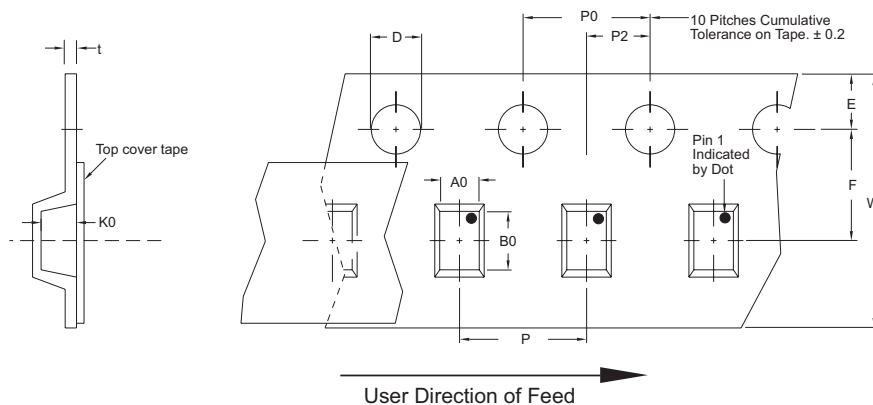
TAPE & REEL/BULK ORDERING NOMENCLATURE

1. Surface mount product is taped and reeled in accordance with EIA-481.
2. Suffix -T7 = 7 Inch Reel - 3,000 pieces per 8mm tape, i.e., *MSMF05C-T7*.
3. Suffix -T13 = 13 Inch Reel - 10,000 pieces per 8mm tape, i.e., *MSMF05C-T13*.
4. Suffix -P = Lead-Free, Nickel-Paladium-Gold Plating, i.e., *MSMF05C-P-T7*.

Outline & Dimensions: Rev1 - 9/05, 06051

Tape & Reel Specifications (Dimensions in millimeters)

Reel Dia.	Tape Width	A0	B0	K0	D	E	F	W	P0	P2	P	tmax
178mm (7")	8mm	1.78 ± 0.05	1.78 ± 0.05	0.69 ± 0.05	1.50 ± 0.10	1.75 ± 0.10	3.50 ± 0.05	8.00 ± 0.30	4.00 ± 0.10	2.00 ± 0.05	4.00 ± 0.10	0.25



COPYRIGHT © ProTek Devices 2007

SPECIFICATIONS: ProTek reserves the right to change the electrical and or mechanical characteristics described herein without notice (except JEDEC).

DESIGN CHANGES: ProTek reserves the right to discontinue product lines without notice, and that the final judgement concerning selection and specifications is the buyer's and that in furnishing engineering and technical assistance, ProTek assumes no responsibility with respect to the selection or specifications of such products.

ProTek Devices

2929 South Fair Lane, Tempe, AZ 85282

Tel: 602-431-8101 Fax: 602-431-2288

E-Mail: sales@protekdevices.com

Web Site: www.protekdevices.com