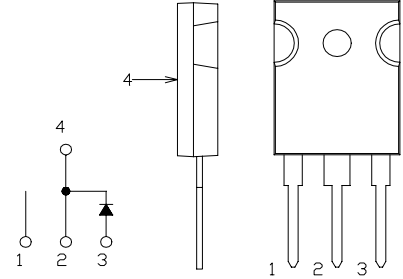


SBD Type : KSQ15A06B

OUTLINE DRAWING

FEATURES

- * Similar to TO-247AC(TO-3P)Case
- * Low Forward Voltage Drop
- * Low Power Loss,High Efficiency
- * High Surge Current Capability
- * 40 Volts thru 60 Volts Types Available



Maximum Ratings

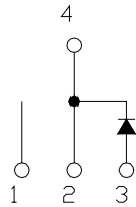
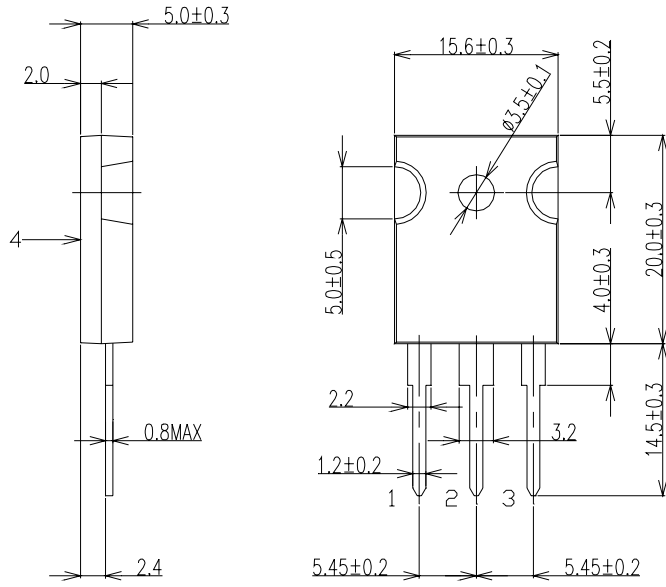
Approx Net Weight: 5.55g

Rating	Symbol	KSQ15A06B			Unit
Repetitive Peak Reverse Voltage	V_{RRM}	60			V
Average Rectified Output Current	I_O	15	$T_c=114^{\circ}C$	50 Hz half Sine Wave Resistive Load	A
RMS Forward Current	$I_{F(RMS)}$	23.5			A
Surge Forward Current	I_{FSM}	200	50Hz Half Sine Wave ,1cycle Non-repetitive		A
Operating JunctionTemperature Range	T_{jw}	-40 to +150			$^{\circ}C$
Storage Temperature Range	T_{stg}	-40 to +150			$^{\circ}C$
Mounting torque	F_{tor}	recommended torque = 0.5			N•m

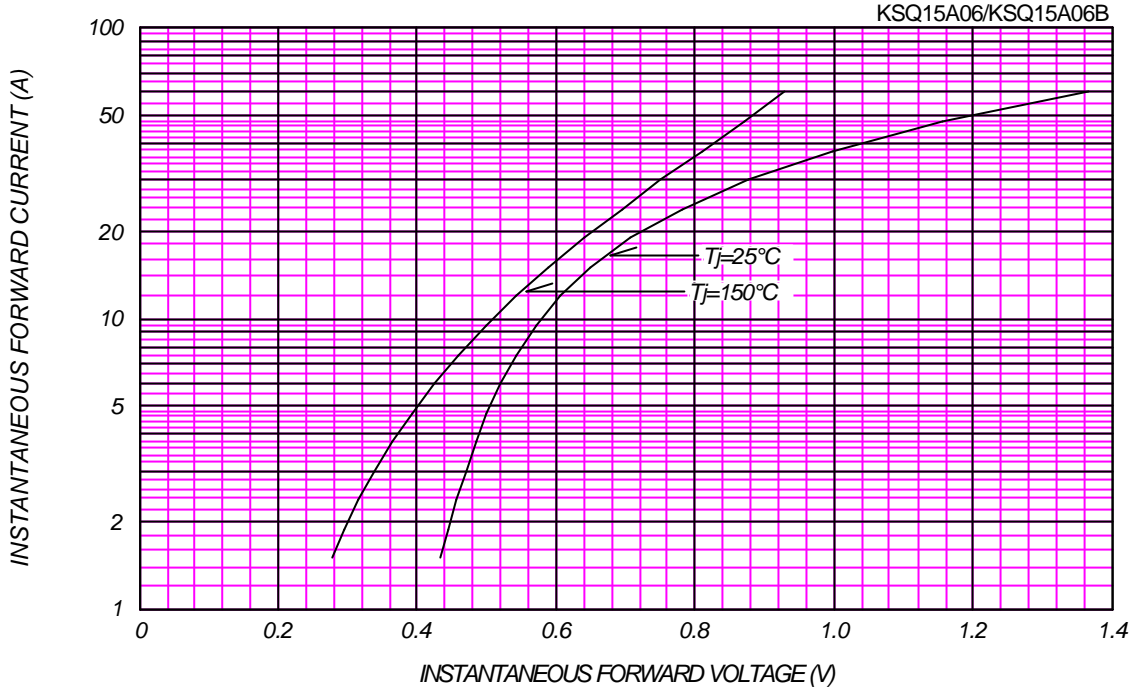
Electrical • Thermal Characteristics

Characteristics	Symbol	Conditions	Min.	Typ.	Max.	Unit
Peak Reverse Current	I_{RM}	$T_j= 25^{\circ}C, V_{RM}= V_{RRM}$	-	-	15	mA
Peak Forward Voltage	V_{FM}	$T_j= 25^{\circ}C, I_{FM}= 15 A$	-	-	0.65	V
Thermal Resistance	$R_{th(j-c)}$	Junction to Case	-	-	2.0	$^{\circ}C/W$

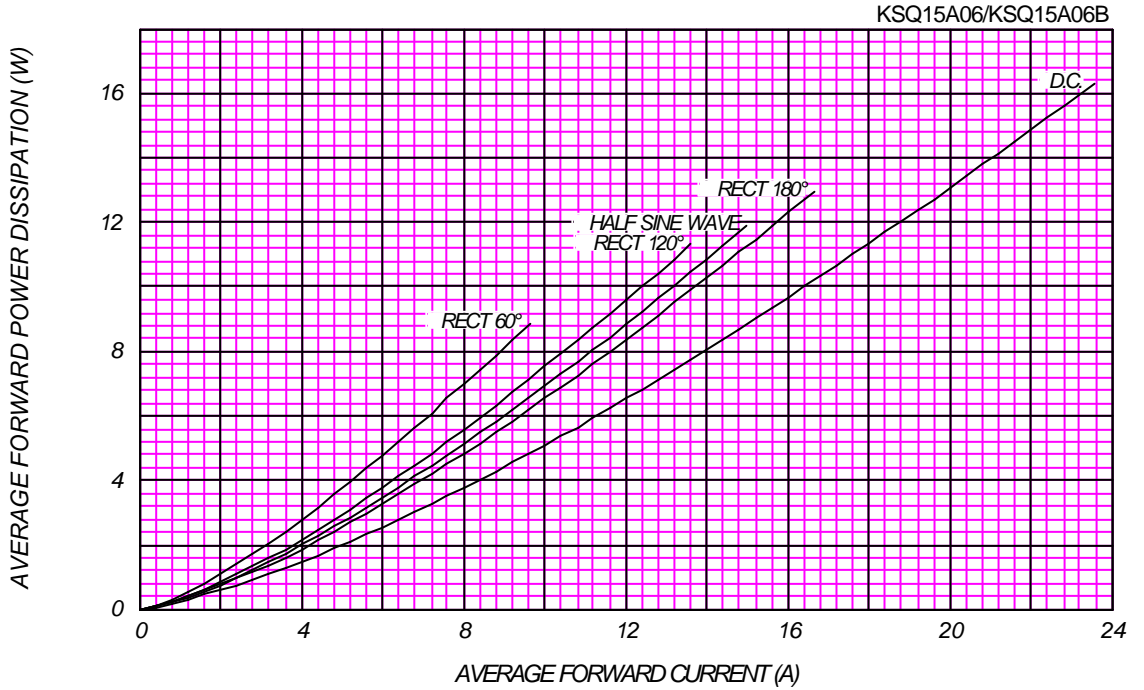
KSQ15A06B OUTLINE DRAWING (Dimension in mm)



FORWARD CURRENT VS. VOLTAGE



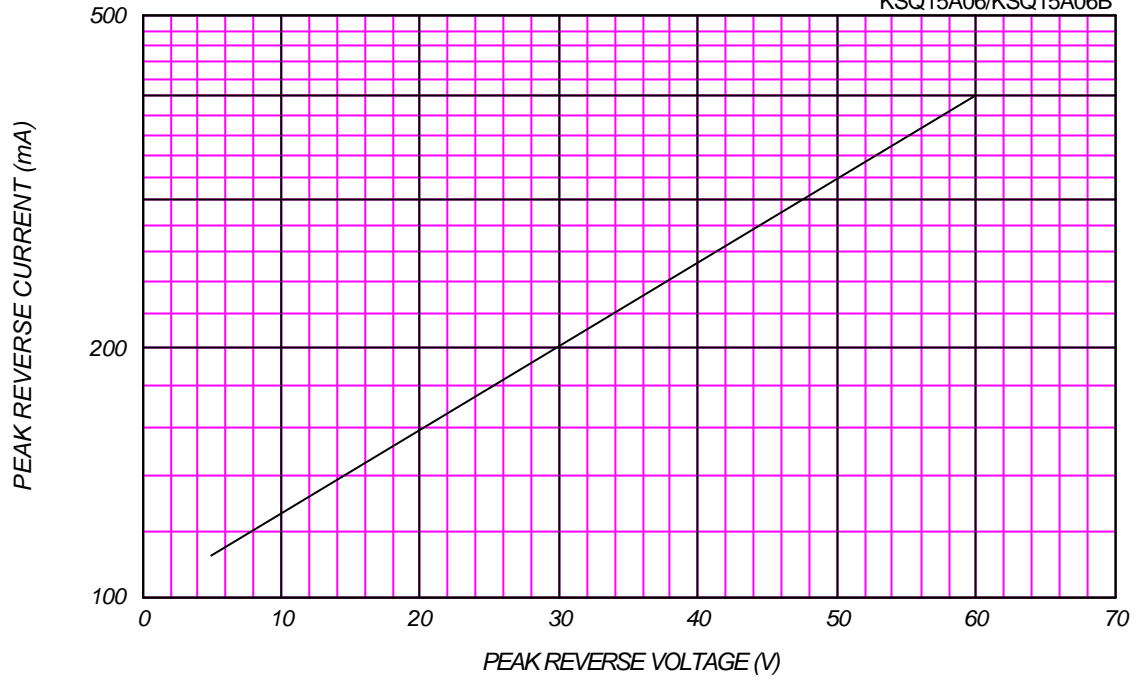
AVERAGE FORWARD POWER DISSIPATION



PEAK REVERSE CURRENT VS. PEAK REVERSE VOLTAGE

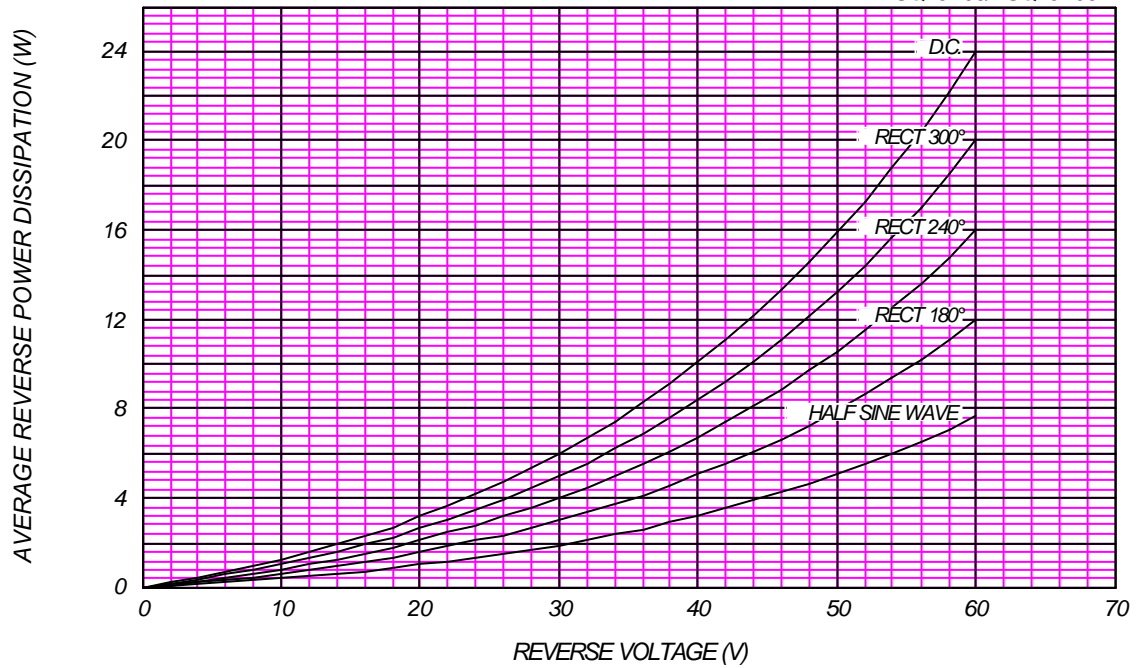
$T_j = 150\text{ }^\circ\text{C}$

KSQ15A06/KSQ15A06B



AVERAGE REVERSE POWER DISSIPATION

KSQ15A06/KSQ15A06B

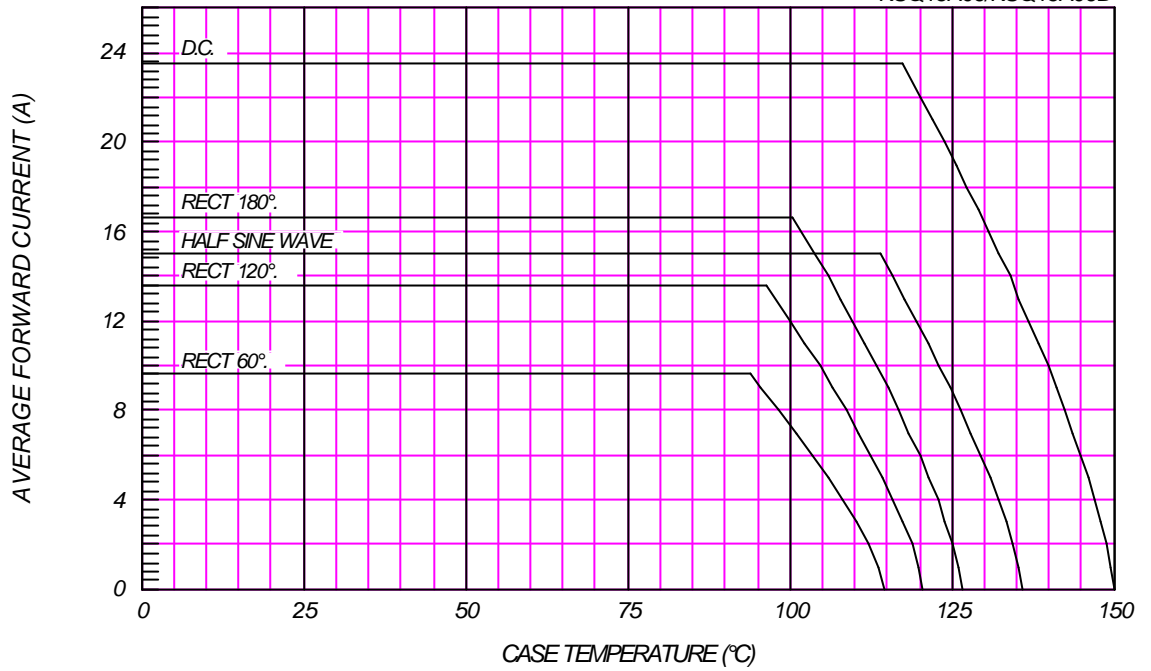




AVERAGE FORWARD CURRENT VS. CASE TEMPERATURE

$V_{RM}=60V$

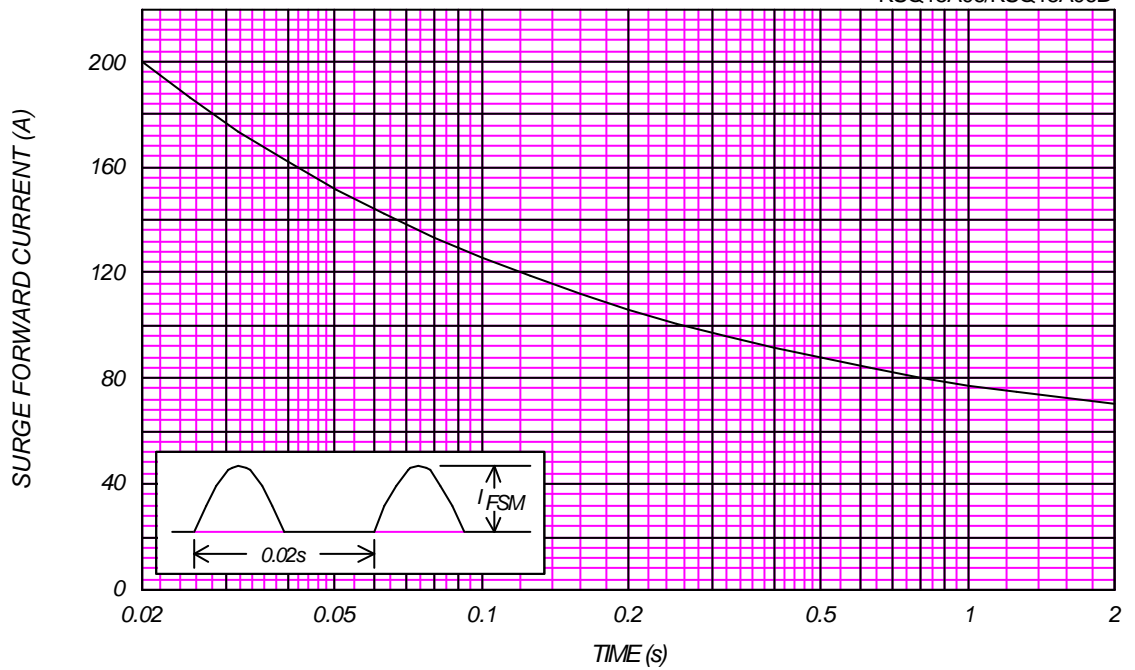
KSQ15A06/KSQ15A06B



SURGE CURRENT RATINGS

f=50Hz, Sine Wave, Non-Repetitive, No Load

KSQ15A06/KSQ15A06B



JUNCTION CAPACITANCE VS. REVERSE VOLTAGE

$T_j=25^\circ\text{C}$, $V_m=20\text{mV}_{\text{RMS}}$, $f=100\text{kHz}$, Typical Value

KSQ15A06/KSQ15A06B

