

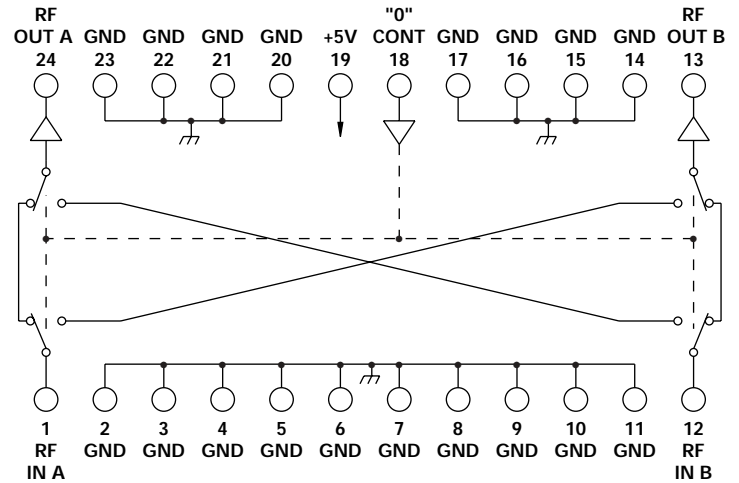
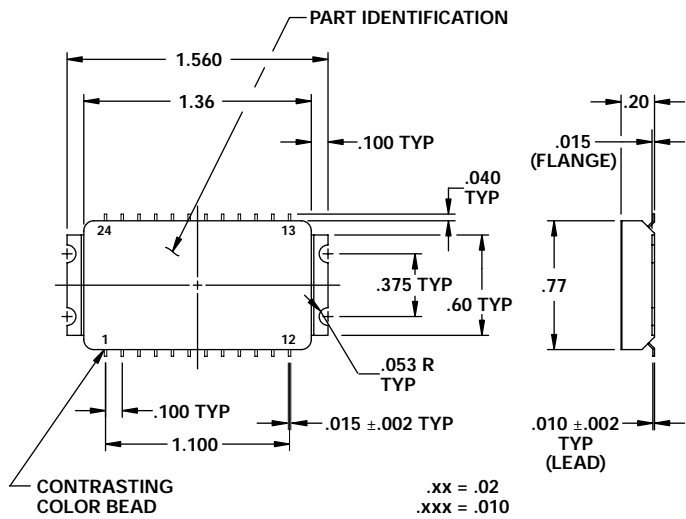
FEATURES

- 50 - 70 MHz
- SPACE Application
- Hermetic Package
- Radiation Tolerant, 100 K Rad
- Surface Mount

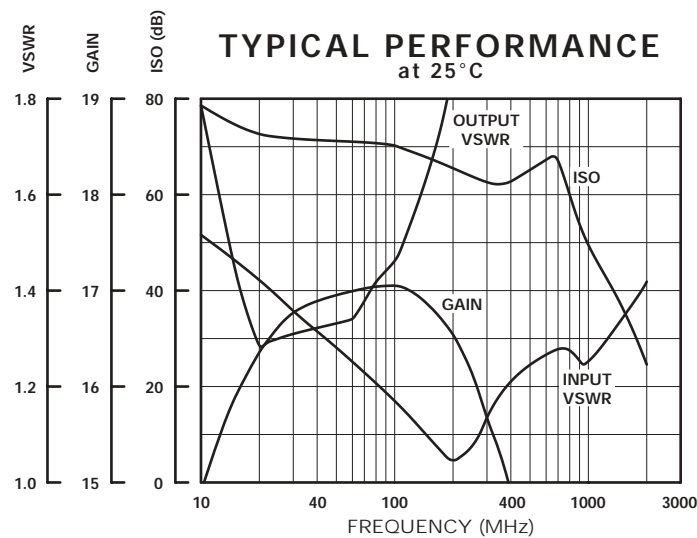


MODEL NO.
CSWT5104

GaAs Transfer Switch / Amplifier



GUARANTEED PERFORMANCE



Parameter	Min	Typ	Max	Units	Conditions
Operating Frequency	50		70	MHz	
DC Current		33	40	mA	At +5 VDC Supply
Control Type		TTL			"1" = RF In A to RF Out B RF In B to RF Out A "0" = RF In A to RF Out A RF In B to RF Out B
Control Line Isolation	35	62		dB	Output to Control
Gain	16	16.9	18	dB	
Gain Flatness		±0.01	±0.5	dB	
Gain Tracking		±0.01	±0.25	dB	Normal to Crossed
Gain Phase				DEG	
	50 MHz	162.5	165.5	168.5	DEG
	60 MHz	157.5	160.5	163.5	DEG
	70 MHz	152.5	155.0	158.0	DEG
Control Current				µA	V _{IH} = +2.75 V V _{IL} = +0.8 V
	High			±10	
	Low			±10	
Isolation	40	69		dB	Off Path Gain Referenced To On Path Gain
VSWR (Input/Output) Thru		1.5/1	1.7/1		
Noise Figure		3.30	4.70	dB	
Impedance		50		OHMS	
Switching Speed		230	300	nSec	50% TTL - 90% / 10% RF
Transition (Rise/Fall) Time		34		nSec	10% / 90% or 90% / 10% RF
Switching (Video) Transients		32	100	mV	Peak Value
Intercept Points				dBm	80 MHz / 30 MHz
	2nd			+31	
	3rd			+23	
RF Power				dBm	1 dB Compression
	Operate			+11.2	
	No Damage			+21	
Operating Temperature	0	+25	+65	°C	TA