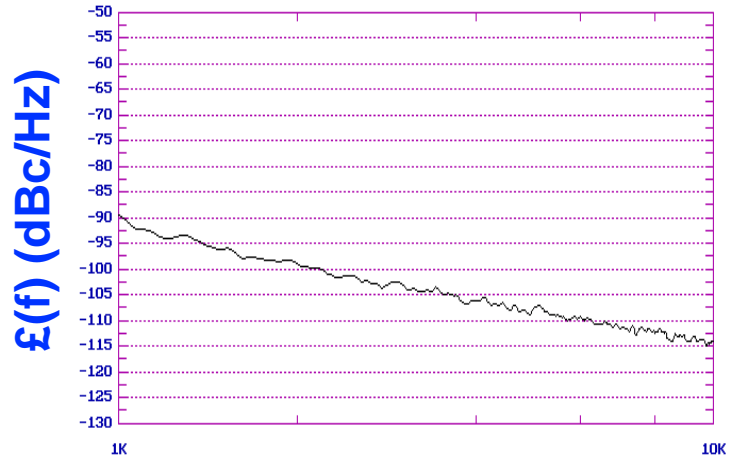




PHASE NOISE (1 Hz BW, typical)



FEATURES	
• Frequency Range:	936 - 953 MHz
• Tuning Voltage:	0.5-4.5 Vdc
• MINI-14S - Style Package	
APPLICATIONS	
• Digital Radios	
• Satellite Communications	
• Pager Basestations	

OFFSET (Hz)

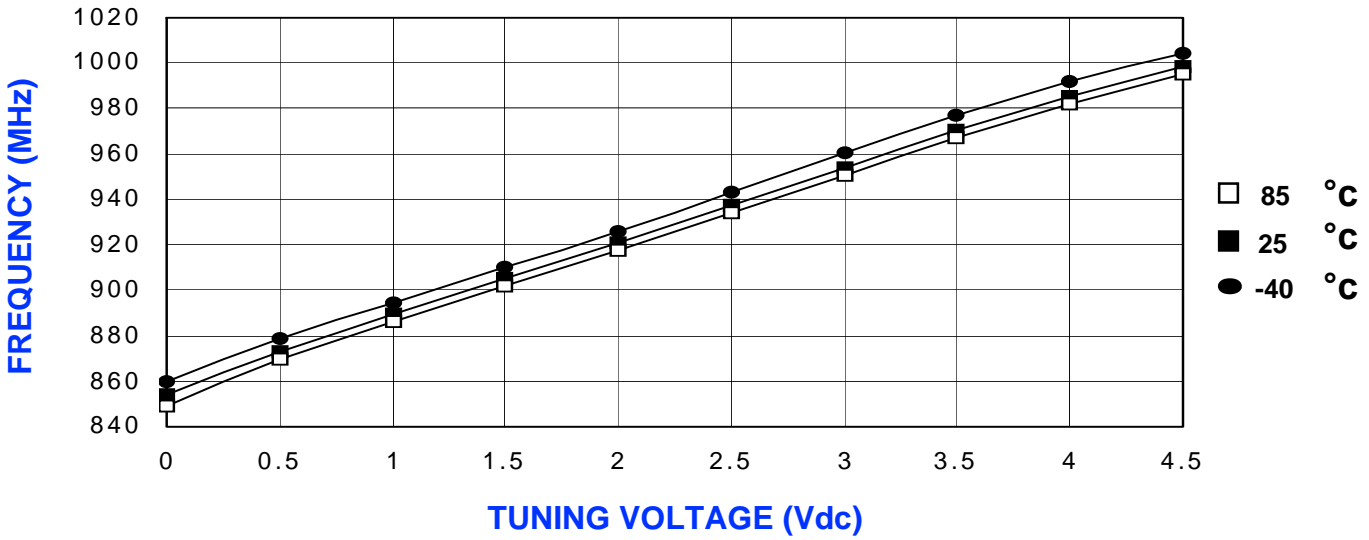
PERFORMANCE SPECIFICATIONS	VALUE	UNITS
Oscillation Frequency Range	936 - 953	MHz
Phase Noise @ 10 kHz offset (1 Hz BW, typ.)	-114	dBc/Hz
Harmonic Suppression (2nd, typ.)	-19	dBc
Tuning Voltage	0.5-4.5	Vdc
Tuning Sensitivity (avg.)	33	MHz/V
Power Output	3±2	dBm
Load Impedance	50	Ω
Input Capacitance (max.)	100	pF
Pushing	<5	MHz/V
Pulling (14 dB Return Loss, Any Phase)	<5	MHz
Operating Temperature Range	-40 to 85	°C
Package Style	MINI-14S	
POWER SUPPLY REQUIREMENTS		
Supply Voltage (Vcc, nom.)	5	Vdc
Supply Current (Icc, typ.)	20	mA

All specifications are typical unless otherwise noted and subject to change without notice.

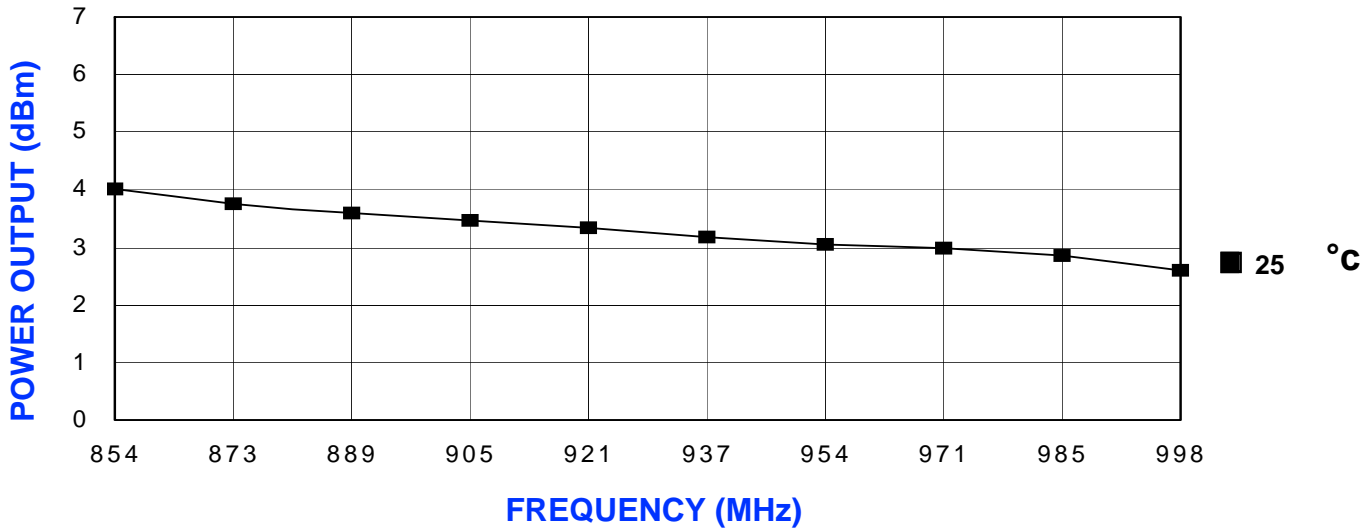
APPLICATION NOTES	
• AN-100/1 : Mounting and Grounding of VCOs	
• AN-102 : Proper Output Loading of VCOs	
• AN-107 : How to Solder Z-COMM VCOs	

NOTES:

TUNING CURVE, typ.



POWER CURVE, typ.



PHYSICAL DIMENSIONS

