



Micro Commercial Components

Micro Commercial Components  
 20736 Marilla Street Chatsworth  
 CA 91311  
 Phone: (818) 701-4933  
 Fax: (818) 701-4939

# BAS40WT

## Features

- Pow Dissipation PD=200mW Tamb=25°C
- Collector Current  $I_F=200\text{mA}$
- Collector-base Voltage  $V_R=40\text{V}$
- Case Material: Molded Plastic. UL Flammability Classification Rating 94V-0

## 200mW 40Volt Plastic-Encapsulate Diode

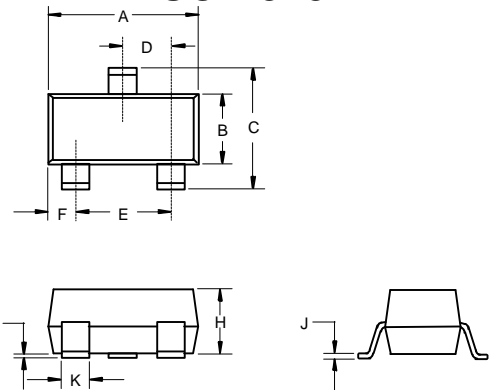
## Maximum Ratings

- Operating Temperature: -55°C to +150°C
- Storage Temperature: -55°C to +150°C

### Electrical Characteristics @ 25°C Unless Otherwise Specified

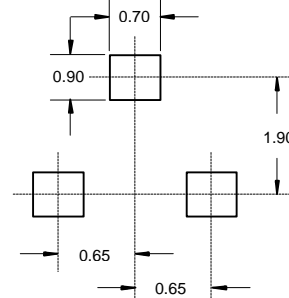
Reverse Breakdown Voltage	$V_{(BR)R}$	40V	$I_R=10\mu\text{A}$
Maximum Instantaneous Forward Voltage	$V_F$	380mV 1000mV	$I_{FM} = 1\text{mA};$ $I_{FM} = 40\text{mA};$
Maximum DC Reverse Current At Rated DC Blocking Voltage	$I_R$	200nA	$V_R=30\text{Volts}$
Typical Junction Capacitance	$C_D$	5pF	Measured at 1.0MHz, $V_R=0\text{V}$
Reverse Recovery Time	$T_{rr}$	5nS	$I_F=10\text{mA}$ through $I_R=10\text{mA}$ to $I_R=1\text{mA}$

### SOT-323



DIM	INCHES		MM		NOTE
	MIN	MAX	MIN	MAX	
A	.071	.087	1.80	2.20	
B	.045	.053	1.15	1.35	
C	.079	.087	2.00	2.20	
D	.026 Nominal		0.65Nominal		
E	.047	.055	1.20	1.40	
F	.012	.016	.30	.40	
G	.000	.004	.000	.100	
H	.035	.039	.90	1.00	
J	.004	.010	.100	.250	
K	.012	.016	.30	.40	

### Suggested Solder Pad Layout



# BAS40WT

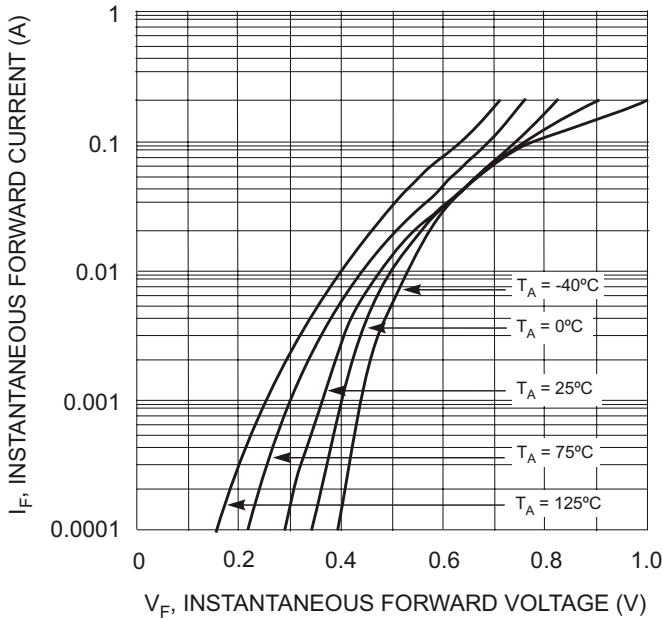


Fig. 1 Typical Forward Voltage

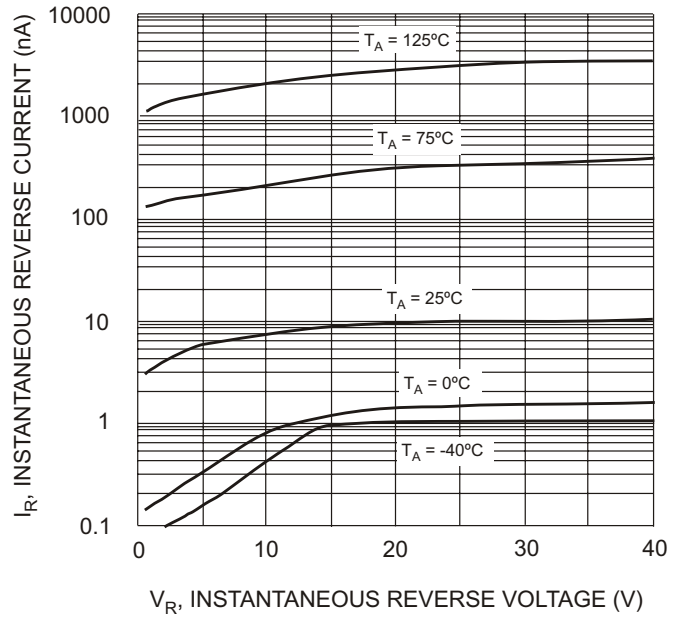


Fig. 2 Typical Reverse Characteristics

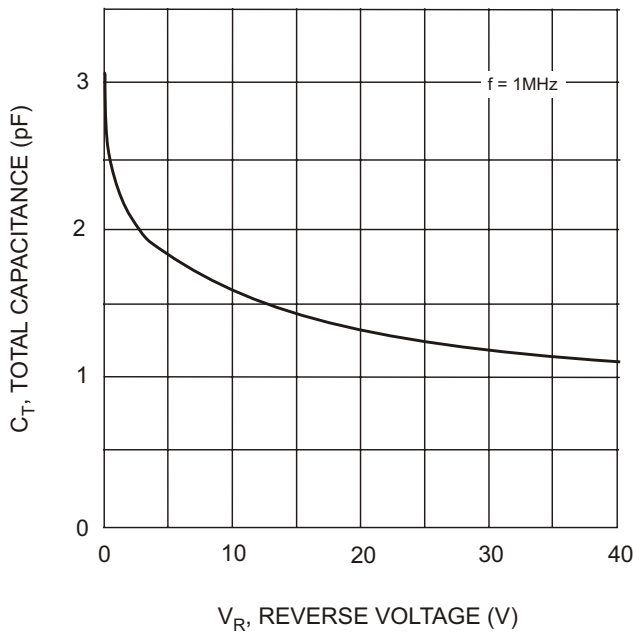
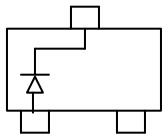
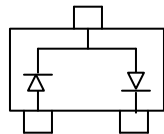


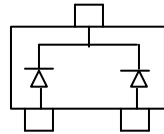
Fig. 3 Typical Capacitance



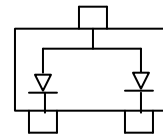
BAS40WT Marking:43/K43



BAS40WT-04 Marking:44/K44



BAS40WT-05 Marking:45/K45



BAS40WT-06 Marking:46/K46



Micro Commercial Components

**\*\*\*IMPORTANT NOTICE\*\*\***

*Micro Commercial Components Corp.* reserves the right to make changes without further notice to any product herein to make corrections, modifications, enhancements, improvements, or other changes. *Micro Commercial Components Corp.* does not assume any liability arising out of the application or use of any product described herein; neither does it convey any license under its patent rights, nor the rights of others. The user of products in such applications shall assume all risks of such use and will agree to hold *Micro Commercial Components Corp.* and all the companies whose products are represented on our website, harmless against all damages.

**\*\*\*APPLICATIONS DISCLAIMER\*\*\***

Products offer by *Micro Commercial Components Corp.* are not intended for use in Medical, Aerospace or Military Applications.