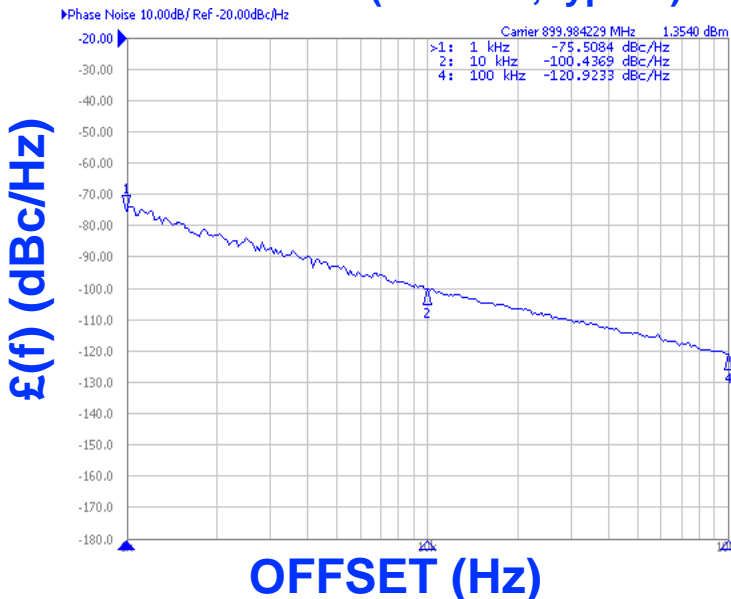




**PHASE NOISE (1 Hz BW, typical)**



**FEATURES**

- Frequency Range: 600 - 1200 MHz
- Tuning Voltage: 0-13 Vdc
- MINI-16 - Style Package

**APPLICATIONS**

- Portable Radios
- Earthstations
- CATV

**PERFORMANCE SPECIFICATIONS**

	VALUE	UNITS
Oscillation Frequency Range	600 - 1200	MHz
Phase Noise @ 10 kHz offset (1 Hz BW, typ.)	-100	dBc/Hz
Harmonic Suppression (2nd, typ.)	-12	dBc
Tuning Voltage	0-13	Vdc
Tuning Sensitivity (avg.)	58	MHz/V
Power Output	8.5±1.5	dBm
Load Impedance	50	Ω
Input Capacitance (max.)	150	pF
Pushing	<3	MHz/V
Pulling ( 14dB Return Loss, Any Phase)	<7	MHz
Operating Temperature Range	-40 to 85	°C
Package Style	MINI-16	

**POWER SUPPLY REQUIREMENTS**

Supply Voltage (Vcc, nom.)	10	Vdc
Supply Current (Icc, typ.)	18	mA

All specifications are typical unless otherwise noted and subject to change without notice.

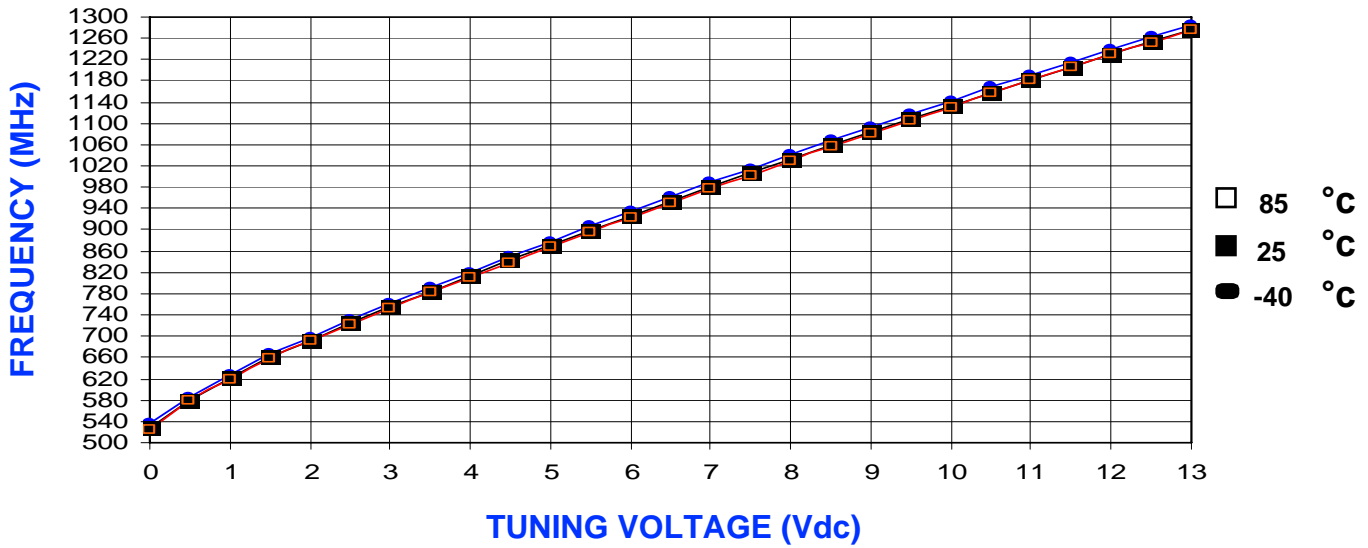
**APPLICATION NOTES**

- AN-100/1 : Mounting and Grounding of VCOs
- AN-102 : Proper Output Loading of VCOs
- AN-107 : How to Solder Z-COMM VCOs

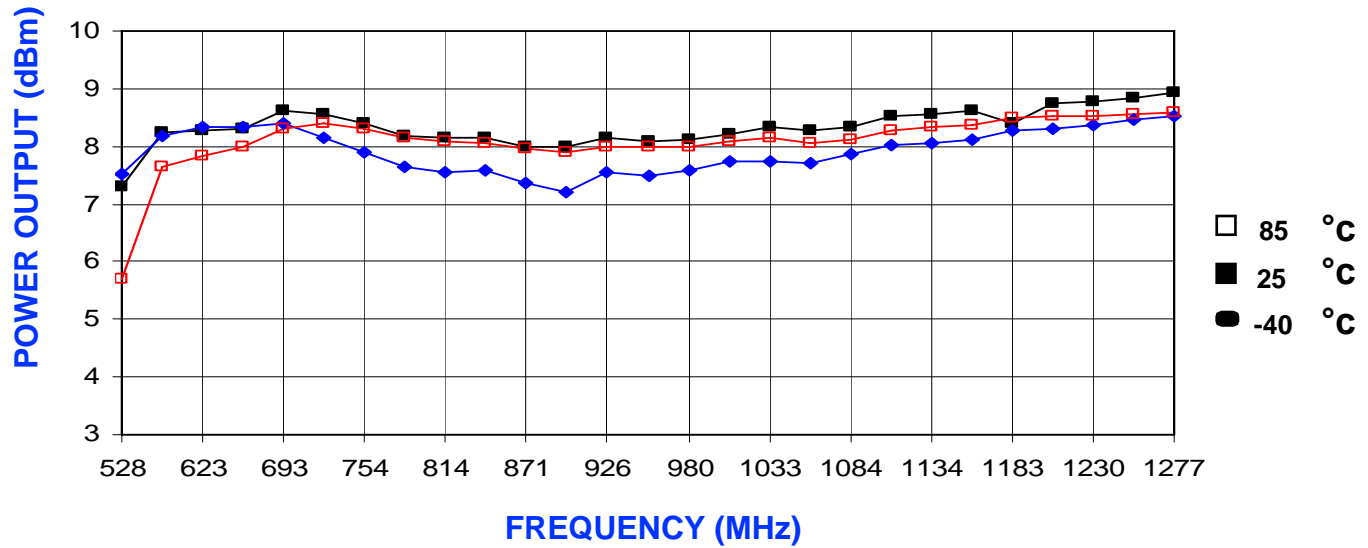
**NOTES:**

REV B: V706MC02 on new board.

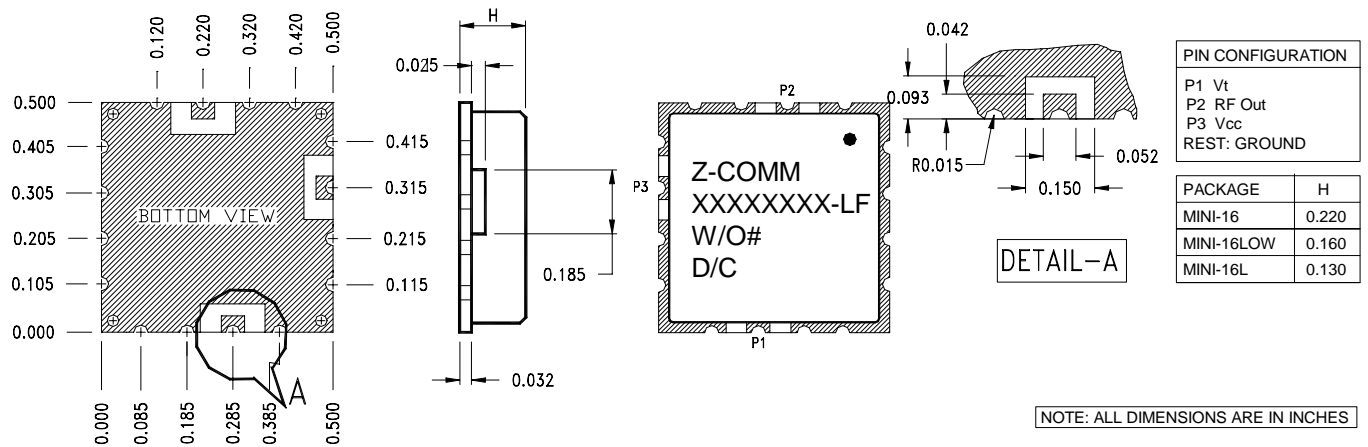
TUNING CURVE, typ.



POWER CURVE, typ.



PHYSICAL DIMENSIONS



PIN CONFIGURATION	
P1	Vt
P2	RF Out
P3	Vcc
REST: GROUND	

PACKAGE	H
MINI-16	0.220
MINI-16LOW	0.160
MINI-16L	0.130