

# AC4086 800 TO 4000 MHz TO-8 CASCADABLE AMPLIFIER

**Typical Values**

<b>High Gain</b> .....	<b>20.0 dB</b>
<b>Low Noise Figure</b> .....	<b>&lt;3.8 dB</b>
<b>High Output Level</b> .....	<b>+20.5 dBm</b>
<b>High Reverse Isolation</b> .....	<b>39 dB</b>
<b>High Performance Thin Film</b>	
<b>Standard Size TO-8</b>	

**AC4086**

## SPECIFICATIONS\*

Parameter	Typical	Guaranteed	
		0 to 50° C	-55 to +85° C
Frequency (Min.)	800-4000 MHz	800-4000 MHz	800-4000 MHz
Small Signal Gain (Min.)	20.0 dB	19.0 dB	18.0 dB
Gain Flatness (Max.)	±0.5 dB	±0.7 dB	±1.0 dB
Noise Figure (Max.)	<3.8 dB	4.3 dB	4.8 dB
SWR (Max.)	Input <1.6:1 Output <1.8:1	1.8:1 2.0:1	1.9:1 2.1:1
Power Output (Min.) @ 1dB comp.	+20.5 <sup>^</sup> dBm	+20.0 <sup>^</sup> dBm	+19.5 <sup>^</sup> dBm
Reverse Isolation	39 dB	—	—
DC Current (Max.)	60.0 mA	65.0 mA	70.0 mA

\* Measured in a 50-ohm system at +15 Vdc unless otherwise specified.  
<sup>^</sup> 0.5 dBm lower below 1000 MHz.

## INTERMODULATION PERFORMANCE

Typical @ 25° C; 2500 MHz	+12 Volts	+15 Volts
Second Order Harmonic Intercept Point .....	+49 dBm	+48 dBm
Second Order Two Tone Intercept Point .....	+43 dBm	+42 dBm
Third Order Two Tone Intercept Point .....	+30 dBm	+30 dBm

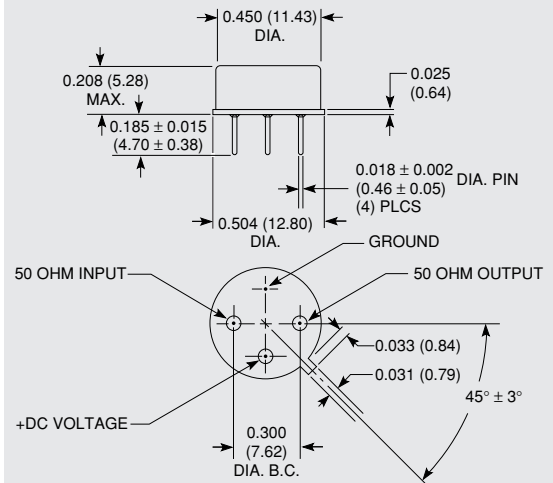
## ABSOLUTE MAXIMUM RATINGS

Storage Temperature .....	-62 to 125° C
Maximum Case Temperature .....	+125° C
Maximum DC Voltage .....	+17 Volts
Maximum Continuous RF Input Power .....	+17 dBm
Maximum Short Term Input Power (1 Minute Max.) .....	200 Milliwatts
Maximum Peak Power (3 μsec Max.) .....	0.5 Watt
Burn-in Temperature .....	+105° C
Thermal Resistance <sup>1</sup> (θjc) .....	+41° C/Watt
Junction Temperature Rise Above Case (Tjc) .....	+39.6° C

<sup>1</sup> Thermal resistance is based on total power dissipation.

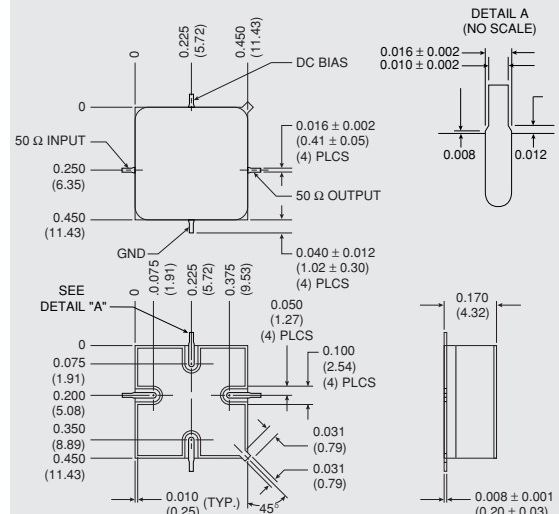
## AC4086

### TO-8 Package for Amplifiers



## AS4086

### SMT0-8 Package for Amplifiers

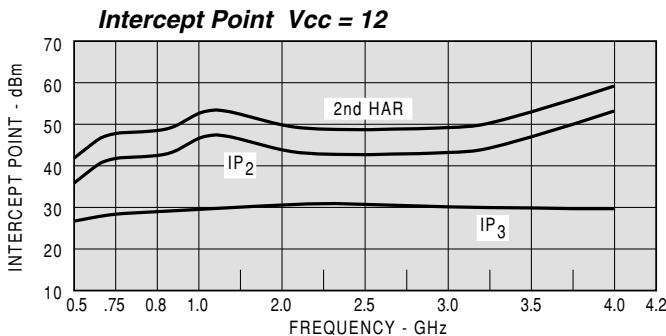
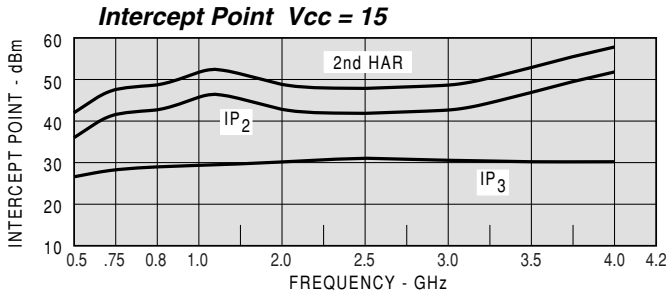
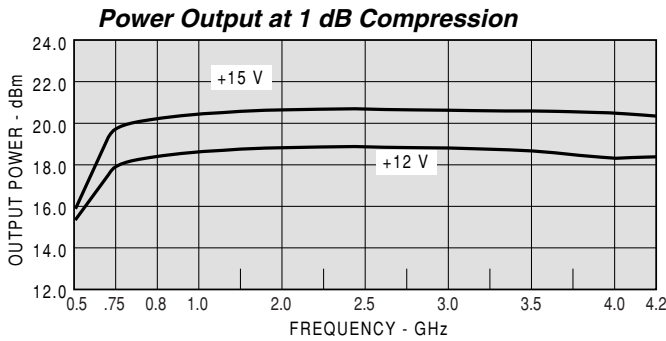
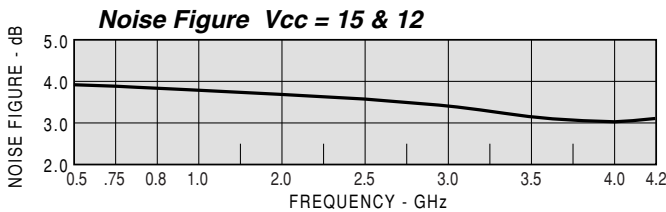
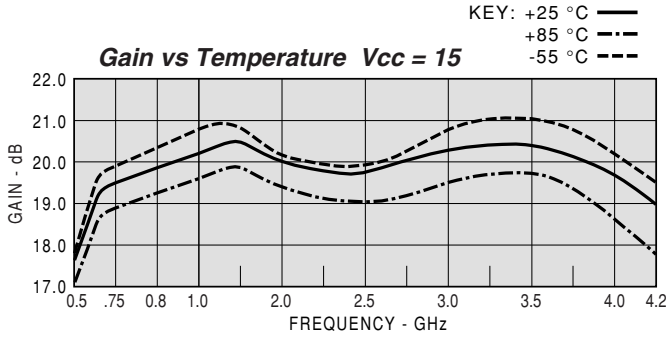


DIMENSIONS ARE IN INCHES (MILLIMETERS)



## TYPICAL PERFORMANCE

## TYPICAL AUTOMATIC TEST DATA



Model: AC4086			Vcc= +15V			lcc= 61.43
FREQ	SWR	SWR	GAIN	PHASE	DELAY	REV/ISO
MHZ	IN	OUT	DB	DEG	NSEC	DB
500	2.19	2.06	17.55	39	0.91	-38.8
600	1.83	1.59	18.67	12	0.76	-37.2
700	1.61	1.31	19.33	-11	0.64	-36.7
800	1.46	1.13	19.74	-32	0.57	-36.2
900	1.41	1.01	19.99	-51	0.52	-36.6
1000	1.42	1.09	20.13	-68	0.48	-36.4
1200	1.47	1.20	20.35	-100	0.44	-37.1
1400	1.54	1.23	20.36	-130	0.42	-38.1
1600	1.55	1.21	20.25	-158	0.39	-39.3
1800	1.60	1.16	20.13	175	0.37	-40.3
2000	1.64	1.09	19.92	150	0.36	-41.5
2200	1.57	1.11	19.70	126	0.33	-41.5
2400	1.39	1.21	19.59	102	0.33	-41.9
2600	1.40	1.33	19.69	78	0.33	-41.4
2800	1.32	1.46	20.03	55	0.32	-40.7
3000	1.20	1.59	20.21	30	0.35	-39.8
3200	1.14	1.72	20.24	3	0.38	-39.3
3400	1.14	1.84	20.23	-24	0.37	-38.6
3600	1.27	1.84	20.09	-50	0.36	-38.1
3800	1.24	1.78	19.69	-77	0.37	-37.4
4000	1.29	1.66	19.35	-106	0.39	-36.7
4200	1.22	1.51	18.71	-131	0.35	-35.9

LINEAR S-PARAMETERS

Model: AC4086			Vcc= 15V						lcc= 61.43
FREQ.	S11		S21		S12		S22		
MHZ	MAG	ANG	MAG	ANG	MAG	ANG	MAG	ANG	
500	0.37	-113.6	7.54	39.0	0.011	54.5	0.35	89.0	
600	0.29	-125.2	8.59	11.9	0.014	39.0	0.23	67.9	
700	0.23	-130.1	9.25	-11.2	0.015	23.6	0.13	50.0	
800	0.19	-134.6	9.70	-31.8	0.015	11.9	0.06	35.9	
900	0.17	-140.3	9.99	-50.6	0.015	2.2	0.01	87.0	
1000	0.18	-140.4	10.15	-67.9	0.015	-7.1	0.04	173.8	
1200	0.19	-142.6	10.42	-99.7	0.014	-25.8	0.09	152.5	
1400	0.21	-147.8	10.43	-129.7	0.013	-45.0	0.10	127.2	
1600	0.21	-163.4	10.29	-157.9	0.011	-63.8	0.10	98.9	
1800	0.23	179.8	10.15	175.3	0.010	-82.9	0.07	68.6	
2000	0.24	168.4	9.91	149.8	0.008	-105.4	0.04	31.0	
2200	0.22	152.7	9.66	125.7	0.008	-131.1	0.05	-58.5	
2400	0.16	145.5	9.54	102.1	0.008	-152.8	0.09	-100.6	
2600	0.17	120.1	9.65	78.3	0.008	-168.4	0.14	-123.8	
2800	0.14	100.4	10.04	55.1	0.009	176.6	0.19	-141.7	
3000	0.09	115.9	10.24	30.1	0.010	170.7	0.23	-158.6	
3200	0.06	150.3	10.28	2.5	0.011	166.9	0.27	-175.7	
3400	0.06	-139.8	10.27	-24.4	0.012	162.2	0.30	168.0	
3600	0.12	-168.1	10.10	-50.5	0.012	161.4	0.30	151.5	
3800	0.11	172.8	9.65	-77.4	0.013	158.0	0.28	136.4	
4000	0.12	157.9	9.28	-105.8	0.015	156.3	0.25	122.1	
4200	0.10	123.7	8.62	-130.8	0.016	156.3	0.2	106.9	
4400	0.08	77.4	7.87	-155.9	0.016	156.2	0.15	91.1	

Model: AC4086			Vcc= +12V			lcc= 58.38
FREQ	SWR	SWR	GAIN	PHASE	DELAY	REV/ISO
MHZ	IN	OUT	DB	DEG	NSEC	DB
500	2.15	1.97	17.61	37	0.89	-39.7
600	1.82	1.53	18.69	10	0.74	-37.8
700	1.61	1.26	19.31	-12	0.63	-37.1
800	1.46	1.09	19.72	-33	0.56	-36.6
900	1.41	1.04	19.98	-51	0.51	-37.1
1000	1.43	1.14	20.11	-68	0.48	-36.9
1200	1.46	1.27	20.36	-100	0.44	-37.7
1400	1.53	1.33	20.38	-130	0.41	-38.3
1600	1.55	1.31	20.28	-158	0.39	-39.5
1800	1.61	1.26	20.19	175	0.37	-40.3
2000	1.65	1.18	19.95	150	0.35	-40.9
2200	1.59	1.11	19.72	125	0.34	-41.9
2400	1.42	1.11	19.64	101	0.33	-42.2
2600	1.45	1.20	19.66	78	0.33	-41.5
2800	1.37	1.32	19.87	55	0.32	-41.2
3000	1.24	1.44	20.02	30	0.34	-39.8
3200	1.12	1.53	20.06	3	0.38	-39.2
3400	1.08	1.63	19.99	-24	0.37	-38.3
3600	1.21	1.66	19.75	-50	0.36	-37.7
3800	1.22	1.64	19.33	-76	0.37	-36.8
4000	1.29	1.57	19.05	-103	0.37	-35.8
4200	1.23	1.45	18.45	-128	0.34	-35.0