

## SPECIFICATIONS

Electrical Ratings	100mA @ 30VDC
Electrical Life	100,000 cycles typical
Contact Resistance	< 50 mΩ initial
Actuation Force	140 +/- 50gF
Actuator Travel	1.0 mm to lock 1.8 mm full travel
Dielectric Strength	1000Vrms min
Insulation Resistance	> 100MΩ min
Operating Temperature	-40°C to 85°C
Storage Temperature	-40°C to 85°C



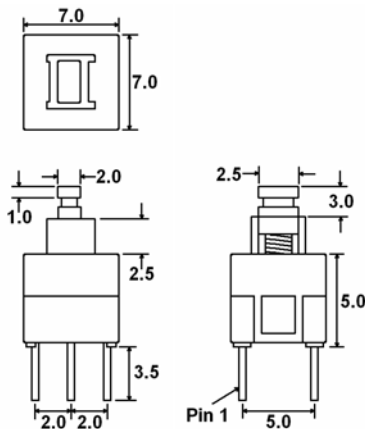
## MATERIALS ←RoHS COMPLIANT

Actuator	PBT
Housing	PBT
Cover	PBT
Latching Pin	Stainless Steel
Spring	Stainless Steel
Contacts	Phosphor Bronze, Silver Plated
Terminals	Brass, Silver Plated

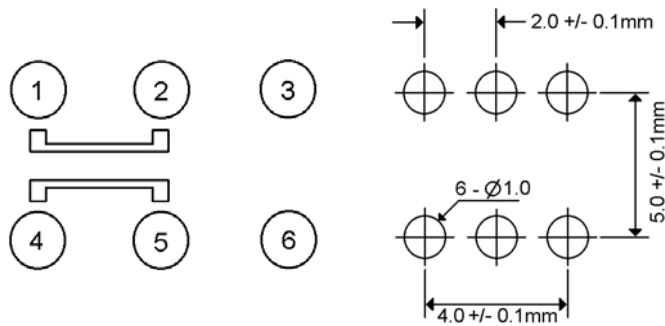
## ORDERING INFORMATION

<b>1. Series:</b>	LP2283	F140	N
LP2283			
<b>2. Actuation Force:</b>	F140 = 140gF		
<b>3. Latching:</b>	N = Non-latching L = Latching		
<b>4. Cap Options:</b>	Cap Colors:		
Blank = No Cap	<b>**See Cap Options for color availability</b>		
C01			
C02			
C03			
C04			
C05			


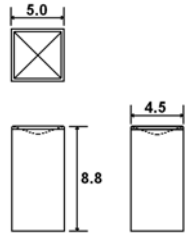

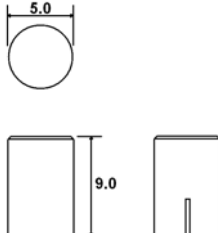

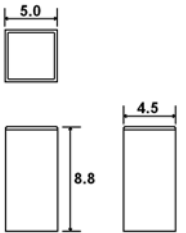
## DIMENSIONS


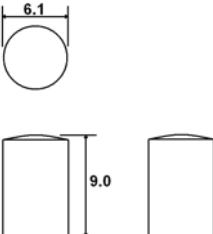

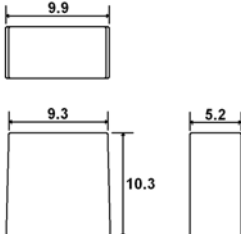


## SCHEMATIC & PC LAYOUT



## CAP OPTIONS

					
<p align="center"><b>C01_</b></p> <p>1 = White, 2 = Black, 3 = Red, 9 = Light Gray Contact Factory for other available colors</p>		<p align="center"><b>C02_</b></p> <p>1 = White, 2 = Black, 3 = Red, 9 = Light Gray Contact Factory for other available colors</p>		<p align="center"><b>C03_</b></p> <p>1 = White, 2 = Black, 3 = Red, 9 = Light Gray Contact Factory for other available colors</p>	

			
<p align="center"><b>C04_</b></p> <p>1 = White, 2 = Black, 3 = Red, 9 = Light Gray Contact Factory for other available colors</p>		<p align="center"><b>C05_</b></p> <p>1 = White, 2 = Black, 3 = Red, 9 = Light Gray Contact Factory for other available colors</p>	