



# Control Transformer

## UL1585, Class 2

### TCT40-09E07AB

#### Description:

Triad control transformers come with tamper resistant shrouds for safety and a steel bracket welded to the bottom of the transformer for ease of mounting. This style comes with ¼ inch Quick Connects.

#### Electrical Specifications (@25C):

Maximum Power: 40VA  
Input: 208V / 240V, 50/60 Hz  
Output: 24V @ 1.67 Amps

#### Construction:

These transformers are designed with dual bobbin construction and insulated shrouds on the primary and secondary sides. Welded laminations have holes in each corner to allow direct mounting to a panel.

#### Safety:

Since these products are inherently energy limited, no secondary fusing is required. Triad Control Transformers are designed and manufactured to meet the following agency approvals:



#### Agency Files:

UL: File E65390, UL 1585, Class 2, Component  
File E65390, Certified for Canada  
CSA: File 226495

#### Dimensions: (all dimensions in inches)

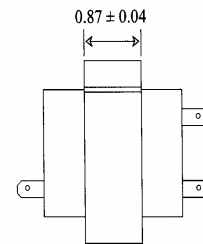
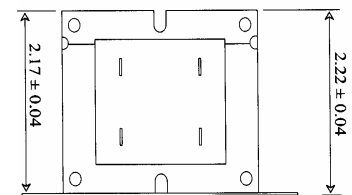
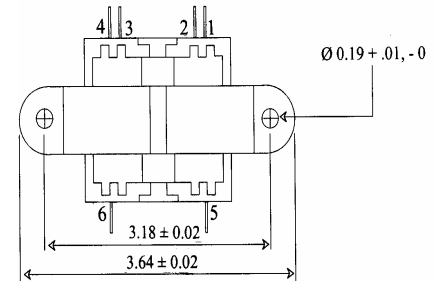

Corner holes in laminations: 0.16  
Spacing between corner holes: 2.19 (horizontal)  
Spacing between corner holes: 1.75 (vertical)  
All other dimensions: see drawing

Unit Pack Boxed Weight: 1.5 lbs

#### Pin Connections:

208V	Primary:	Pin 1 and Pin 3	Secondary:	Pin 5 and Pin 6
240V	Primary:	Pin 1 and Pin 4		Pin 5 and Pin 6

\*Upon printing, this document is considered "uncontrolled". Please contact Triad Magnetix website for the most current version.



web: [www.TriadMagnetics.com](http://www.TriadMagnetics.com)  
Phone 951-277-0757  
Fax 951-277-2757

22520B Temescal Canyon Road  
Corona, California  
92883

Release Date: August 27, 2004  
Revision: A