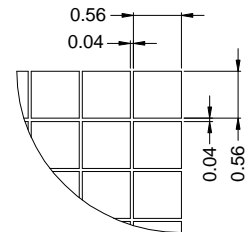
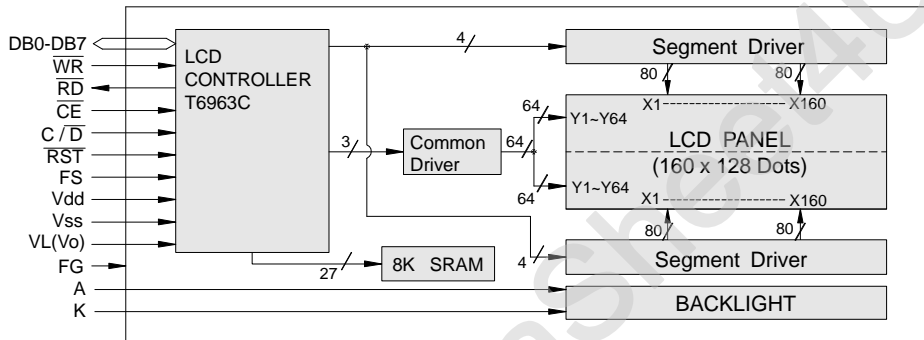
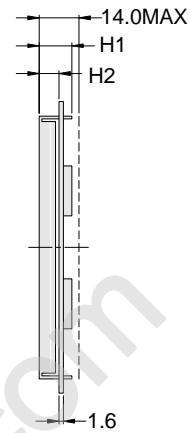
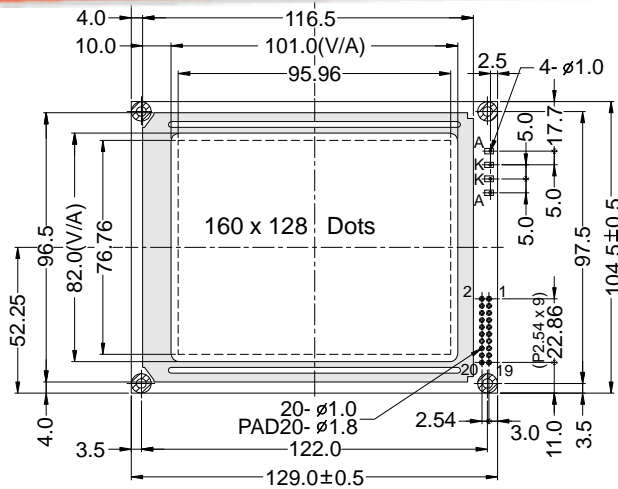




液晶之友 电话 020-33819057
 Http://www.lcdfriends.com

OUTLINE DIMENSION & BLOCK DIAGRAM



The tolerance unless classified $\pm 0.3\text{mm}$

MECHANICAL SPECIFICATION

Overall Size	129.0 x 104.5	Module	H2 / H1
View Area	101.0 x 82.0	W/O B/L	7.0 / 14.0
Dot Size	0.56 x 0.56	EL B/L	7.0 / 14.0
Dot Pitch	0.60 x 0.60	LED B/L	- / -

PIN ASSIGNMENT

Pin no.	Symbol	Function
1	FGND	Frame ground
2	Vss	Power supply(GND)
3	Vdd	Power supply(+)
4	VL(Vo)	Contrast Adjust
5	WR	Data write
6	RD	Data read
7	CE	Chip enable
8	C/D	Command / data select
9	NC	No connection
10	RST	Reset
11-18	DB0-DB7	Data bus line
19	FS	Font selection
20	NC	No connection

ABSOLUTE MAXIMUM RATING

Item	Symbol	Condition	Min.	Max.	Units
Supply for logic voltage	Vdd-Vss	25°C	-0.3	7.0	V
LCD driving supply voltage	Vdd-Vee	25°C	-0.3	28.0	V
Input voltage	Vin	25°C	-0.3	Vdd+0.3	V

ELECTRICAL CHARACTERISTICS

Item	Symbol	Condition	Min.	Typical	Max.	Units			
Power supply voltage	Vdd-Vss	25°C	4.5	-	5.5	V			
LCD operation voltage	Vop	Top	N	W	N	W	V		
		-20°C	-	9.9	-	10.4	-	V	
		0°C	11	-	11.6	-	12.2	V	
		25°C	10.3	9.8	10.9	10.3	11.5	10.8	V
		50°C	9.6	-	10.2	-	10.8	-	V
70°C	-	9.6	-	10.4	-	10.6	V		
LCM current consumption (No B/L)	Idd	Vdd=5V	-	3	6	mA			
Backlight current consumption	LED/edge	VB/L=4.2V	-	-	-	mA			
	LED/array	VB/L=4.2V	-	500	-	mA			

REMARK

LCD option: STN, TN, FSTN

Backlight Option: LED, EL Backlight feature, other Specs not available on catalog is under request.

