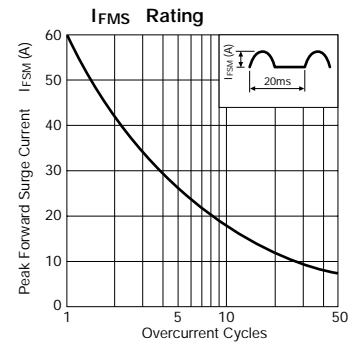
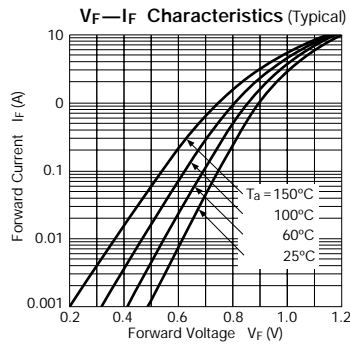
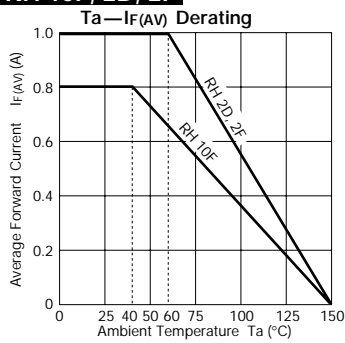


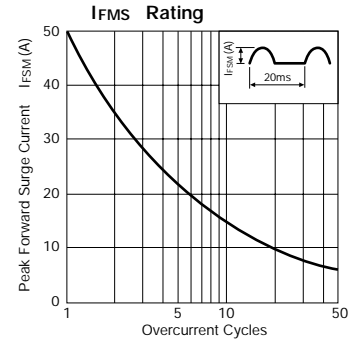
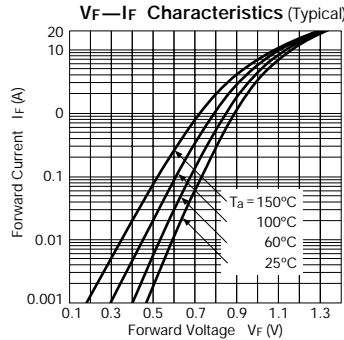
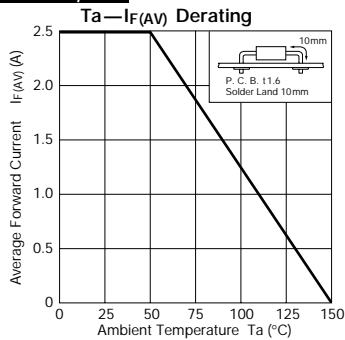
Damper Diodes (For TV)

Parameter Type No.	Absolute Maximum Ratings					Electrical Characteristics (Ta = 25°C)						Others		Fig.		
	V _{RM} (V)	I _{F(AV)} (A)	I _{FSM} (A) 50Hz Half-cycle Sinewave Single Shot	T _J (°C)	T _{stg} (°C)	V _F (V)		I _R (μA)	I _{R(H)} (μA)	t _{rr} (1) (μs)	t _{rr} (2) (μs)	R _{th(j-ℓ)} (°C/W)	Mass (g)			
						max	I _F (A)	V _R = V _{RM} max	V _R = V _{RM} Ta = 100°C max						I _F /I _{RP} (mA)	I _F /I _{RP} (mA)
RH 10F	1500	0.8	60	-40 to +150		1.0	1.0	10	500	4.0	1.3	100/200	15.0	0.44	(A)	
RH 2D	1300	1.0											12.0	0.6	(B)	
RH 2F	1500															
RH 3F																
RH 3G	1600	2.5	50			1.3	2.5	50								
RH 4F	1500					1.5		10	350				8.0	1.2	(D)	

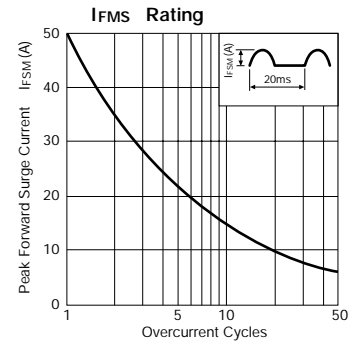
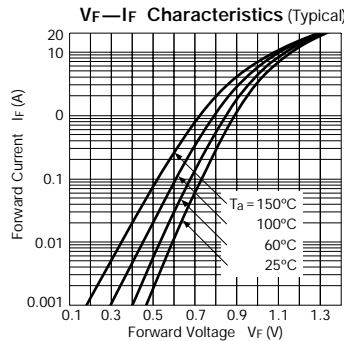
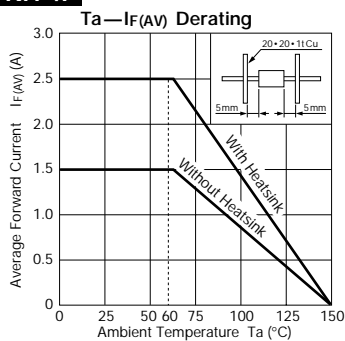
RH 10F, 2D, 2F



RH 3F, 3G



RH 4F



External Dimensions (Unit: mm)

Flammability:
UL94V-0 or Equivalent

