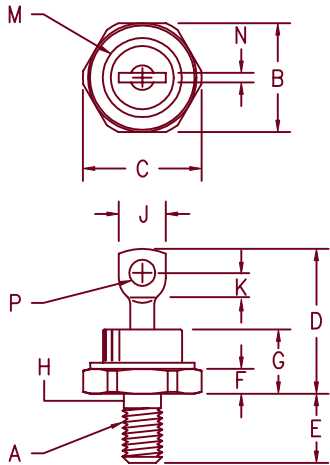


# 40 Amp Schottky Rectifier 1N5832 — 1N5834



Notes:

1. Full threads within 2 1/2 threads
2. Stud is Cathode.

Dim.	Inches		Millimeter		Notes
	Minimum	Maximum	Minimum	Maximum	
A	---	---	---	---	1,2
B	.669	.687	16.99	17.45	
C	---	.794	---	20.17	
D	---	1.00	---	25.40	
E	.422	.453	10.72	11.51	
F	.115	.200	2.92	5.08	
G	---	.450	---	11.43	
H	.220	.249	5.59	6.32	1
J	---	.375	---	9.52	
K	.156	---	3.96	---	
M	---	.515	---	13.08	Dia
N	---	.080	---	2.03	
P	.140	.175	3.56	4.44	Dia

## DO-213AB (DO-5)

Microsemi Catalog Number	Working Peak Reverse Voltage	Repetitive Peak Reverse Voltage	Repetitive Peak Reverse Voltage	
1N5832	20V	20V	24V	<ul style="list-style-type: none"> <li>• Schottky Barrier Rectifier</li> <li>• Guard Ring Protection</li> <li>• Low Forward Voltage</li> <li>• 40 Amperes</li> <li>• 125°C Junction Temperature</li> <li>• <math>V_{RRM}</math> 20 to 40 Volts</li> </ul>
1N5833	30V	30V	36V	
1N5834	40V	40V	48V	

Electrical Characteristics					
		1N5832	1N5833	1N5834	
Average forward current	$I_F(AV)$	40A	40A	40A	$T_C = 100^\circ C$ , half sine wave, $R_{\theta JC} = 1.0^\circ C/W$ 8.3ms, half sine, $T_J = 125^\circ C$ $I_{FM} = 10A, T_J = 25^\circ C^*$ $I_{FM} = 40A, T_J = 25^\circ C^*$ $I_{FM} = 125A, T_J = 25^\circ C^*$ $V_{RRM}, T_J = 100^\circ C$ $V_{RRM}, T_J = 25^\circ C^*$ $T_J = 25^\circ C, V_R = 5V$
Maximum surge current	$I_{FSM}$	800A	800A	800A	
Max peak forward voltage	$V_{FM}$	.360V	.370V	.380V	
Max peak forward voltage	$V_{FM}$	.520V	.550V	.590V	
Max peak forward voltage	$V_{FM}$	.980V	1.080V	1.180V	
Max peak reverse current	$I_{RM}$	150mA	150mA	150mA	
Max peak reverse current	$I_{RM}$	20mA	20mA	20mA	
Typical junction capacitance	$C_J$	2200pF	2200pF	2200pF	
*Pulse test: Pulse width 300 $\mu$ sec, Duty cycle 2%					

Thermal and Mechanical Characteristics		
Storage temp range	$T_{STG}$	-65°C to 175°C
Operating junction temp range	$T_J$	-65°C to 125°C
Max thermal resistance	$R_{\theta JC}$	1.0°C/W junction to Case
Max mounting torque		30 inch pounds maximum
Typical Weight		.54 ounces (15.3 grams) typical

# 1N5832 — 1N5834

Figure 1  
Typical Forward Characteristics

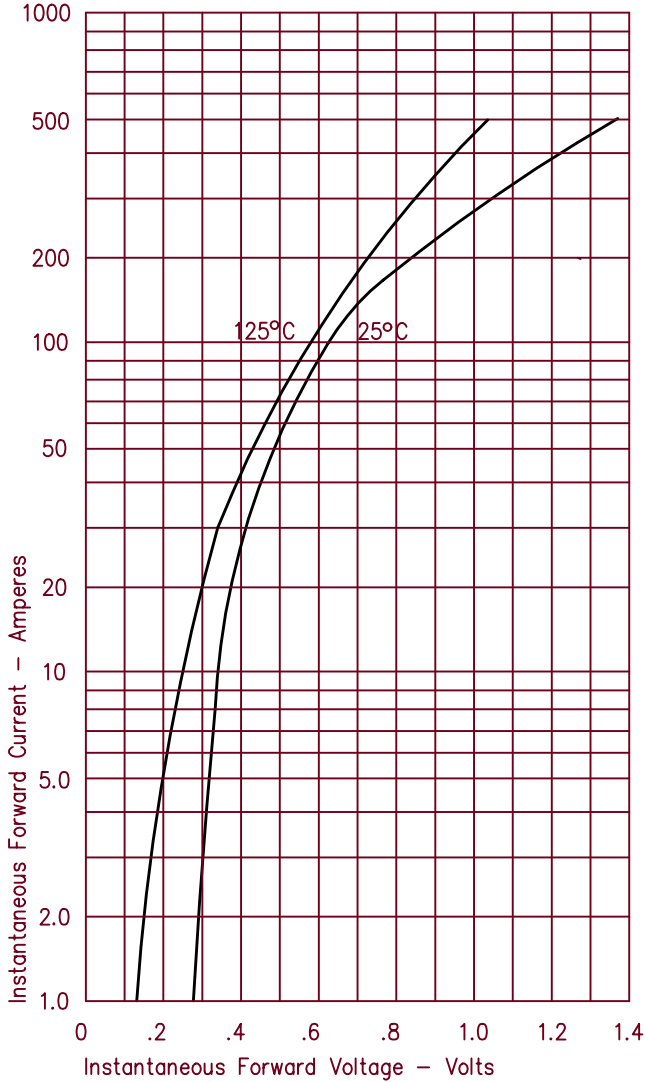


Figure 3  
Typical Junction Capacitance

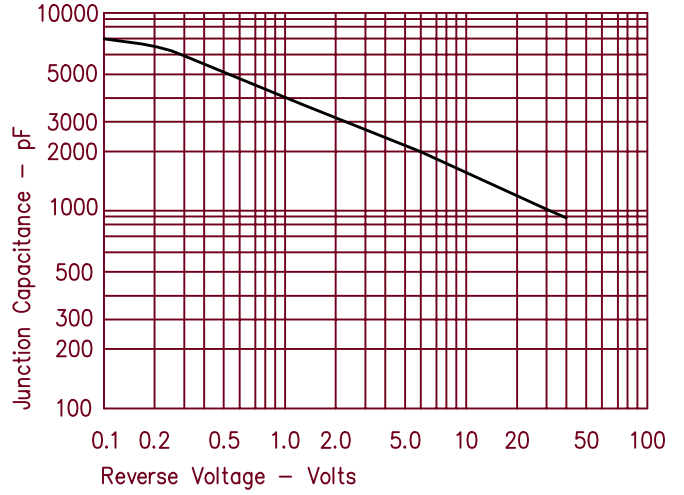


Figure 4  
Forward Current Derating

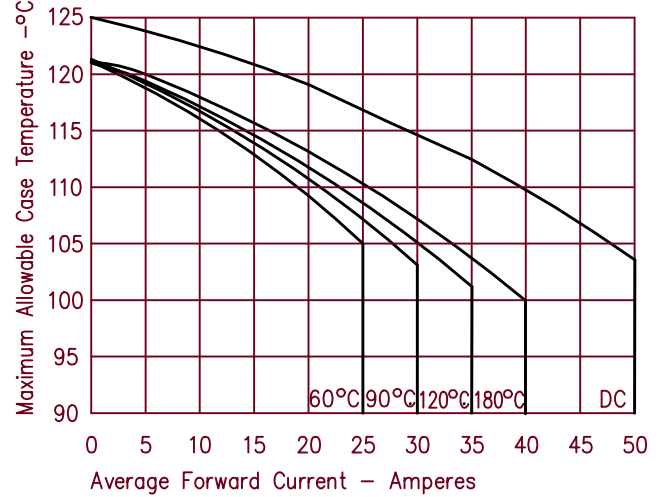


Figure 2  
Typical Reverse Characteristics

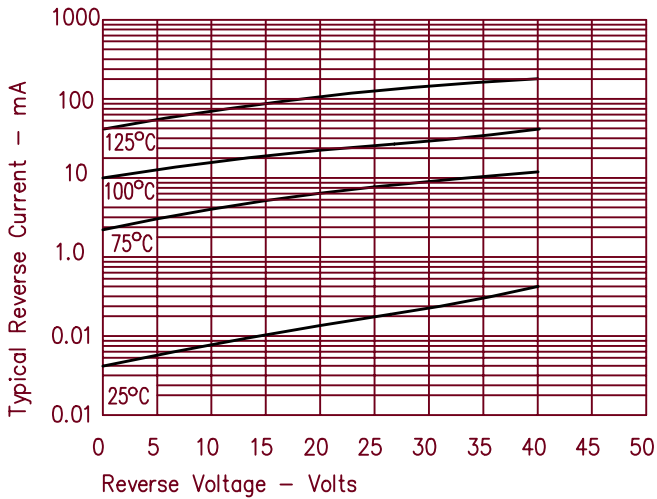


Figure 5  
Maximum Forward Power Dissipation

