

Microstructure Pressure Sensors 26PC SMT (1 psi, 5 psi, 15 psi)


26PC SMT Series

FEATURES

- Alignment pins for position accuracy
- Small package size (less than one half the size of the 26PC) and compact surface mount profile
- 3,18 mm [0.125 in] diameter pick-up feature for use in pick and place machines
- Max peak reflow temperature of 260 °C [500 °F]
- Gage, vacuum gage, differential, wet/wet differential sensing available in one package
- True wet/wet differential sensing
- Proven elastomeric interconnections of the 20PC family
- Temperature compensation
- End point calibration
- Sensor consists of only five components
- Elastomeric construction
- Wide operating temperature range of -40 °C to 85 °C [-40 °F to 185 °F]

TYPICAL APPLICATIONS

- Blood glucose monitors
- Oxygen conservers
- Infusion pumps
- Ventilators
- CPAP (Continuous Positive Airway Pressure) equipment
- Residential fuel cells



The 26PC SMT (Surface Mount Technology) Series pressure sensor, the first offering in the 20PC SMT family of pressure sensors, is a small, low cost, high value, pressure sensing solution for use with printed circuit boards (PCBs). Based on the long established reliability and accuracy of the 26PC pressure sensor, the 26PC SMT offers reduced size with true SMT capability. The smaller size reduces the sensor's footprint on the PCB, thereby reducing the size of the PCB. The 26PC SMT is the first pressure sensor capable of being used with other SMT components on the PCB, helping to lower installation costs and eliminate secondary operations.

The sensor features Wheatstone bridge construction, silicon piezoresistive technology, and ratiometric output for proven application flexibility, design simplicity and ease of manufacture.

Although primarily designed for the medical industry, the 20PC SMT pressure sensor may be applied in any industry that requires a surface mount pressure sensor.

⚠ WARNING

PERSONAL INJURY

- DO NOT USE these products as safety or emergency stop devices, or in any other application where failure of the product could result in personal injury.

Failure to comply with these instructions could result in death or serious injury.

⚠ WARNING

MISUSE OF DOCUMENTATION

- The information presented in this product sheet is for reference only. Do not use this document as system installation information.
- Complete installation, operation, and maintenance information is provided in the instructions supplied with each product.

Failure to comply with these instructions could result in death or serious injury.

Microstructure Pressure Sensors

26PC SMT (1 psi, 5 psi, 15 psi)

26PC SMT Series

26PC SMT PERFORMANCE CHARACTERISTICS (AT 10 VDC \pm 0.01 VDC EXCITATION, 25 °C)

	Min.	Typ.	Max.	Units
Excitation Voltage	—	10.0	16.0	Vdc
Response Time	—	—	1.0	ms
Input Resistance	5.5 k	7.5 k	11.5 k	Ohm
Output Resistance	1.5 k	2.5 k	3.0 k	Ohm
Span P2>P1⁽¹⁾	Min.	Typ.	Max.	
0 to 1	14.7	16.7	18.7	mV
0 to 5	47	50	53	mV
0 to 15	96	100	104	mV
Null Offset	Min.	Typ.	Max.	
0 to 1	-2.0	0	+2.0	mV
0 to 5	-2.0	0	+2.0	mV
0 to 15	-2.0	0	+2.0	mV
Linearity (BFSL P2>P1)		Typ.	Max.	
0 to 1	—	\pm 0.50	\pm 1.75	% span
0 to 5	—	\pm 0.50	\pm 1.5	% span
0 to 15	—	\pm 0.50	\pm 1.0	% span
Null Shift 25 °C to 0 °C, 25 °C to 50 °C⁽²⁾		Typ.	Max.	
0 to 1	—	—	\pm 1.0	mV
0 to 5	—	—	\pm 1.0	mV
0 to 15	—	—	\pm 1.0	mV
Span Shift 25 °C to 0 °C, 25 °C to 50 °C⁽²⁾		Typ.	Max.	
0 to 1	—	\pm 1.5	\pm 4.5	% span
0 to 5	—	\pm 1.0	\pm 1.7	% span
0 to 15	—	\pm 0.75	\pm 1.5	% span
Repeatability and Hysteresis		Typ.	Max.	
0 to 1	—	\pm 0.2	—	% span
0 to 5	—	\pm 0.2	—	% span
0 to 15	—	\pm 0.2	—	% span
Overpressure P2>P1; P1>P2		Typ.	Max.	
0 to 1	—	—	20	psi
0 to 5	—	—	20	psi
0 to 15	—	—	45	psi

Notes:

- Span is the algebraic difference between output at maximum rated operating pressures and output at 0 psi.
- Temperature error is calculated with respect to 25 °C.

SPECIFICATIONS

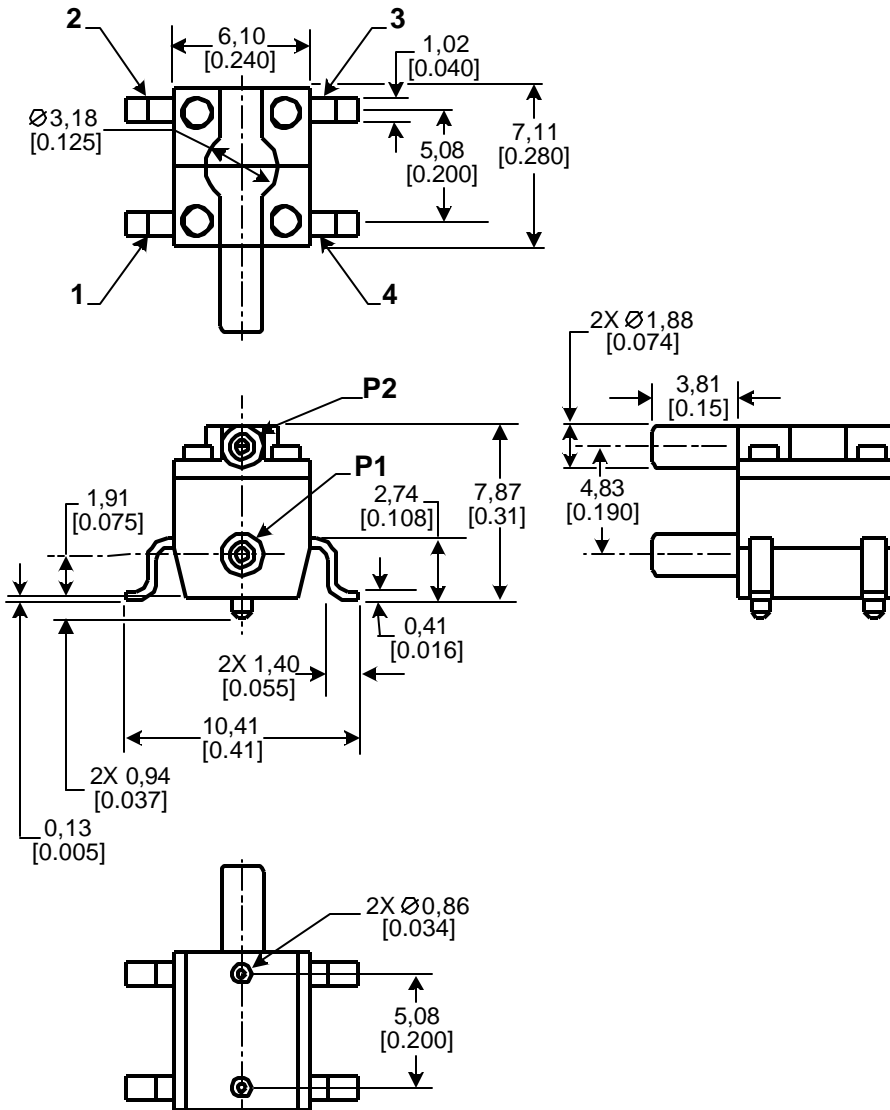
Characteristic	Description
Storage Temperature	-55 °C to 100 °C [-67 °F to 212 °F]
Operating Temperature	-40 °C to 85 °C [-40 °F to 185 °F]
Compensated Temperature	0 °C to 50 °C [32 °F to 122 °F]
Alignment Pins	0,86 mm [0.034 in] diameter pins extend through PCB
Port Diameter	1,88 mm [0.074 in] diameter uses standard 0,59 mm [0.0625 in] ID tubing
Port Orientation	Parallel to PCB (low profile on board)
Pick Up Feature	3,18 mm [0.125 in] feature on port cover
SMT Solder	<ul style="list-style-type: none"> Sn 96.5 Ag 3.5 No Clean Flux Sn 63 Pb 37 No Clean Flux
SMT Reflow Profile	Max peak temperature of 260 °C [500 °F] for 10 seconds
Media Compatibility	Both ports are limited to media that are compatible with polyphthalamide, fluorosilicone and silicon.
Shock	Qualification tested to 150 g
Vibration	MIL-STD-202. Method 213 (150 g half sine 11 ms)
Weight	0.5 grams [0.0176 oz]

Microstructure Pressure Sensors

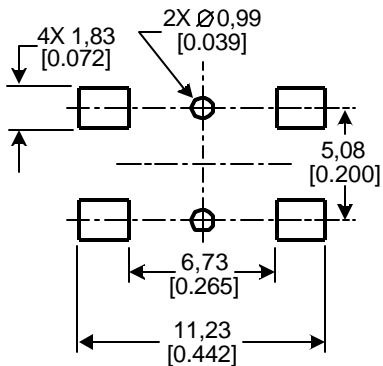
26PC SMT (1 psi, 5 psi, 15 psi)

26PC SMT Series

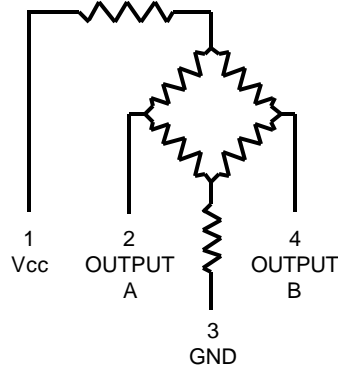
MOUNTING DIMENSIONS mm[in] (for reference only)



SUGGESTED LAND PATTERN



CIRCUIT DIAGRAM



OUTPUT VOLTAGE

Output A increases as P2 pressure increases.


Output B decreases as P2 pressure increases.

Microstructure Pressure Sensors

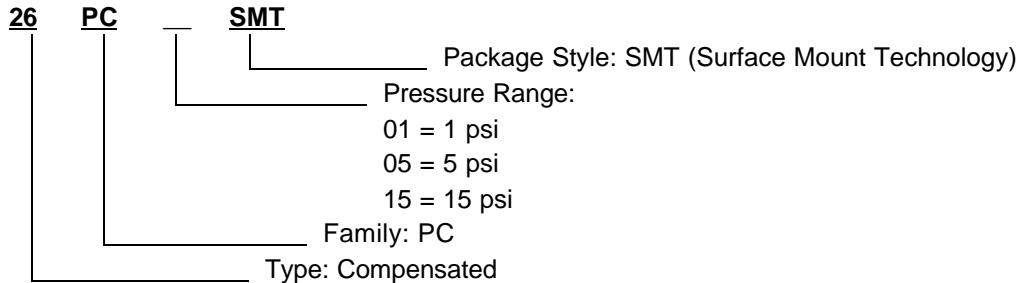
26PC SMT (1 psi, 5 psi, 15 psi)

26PC SMT Series

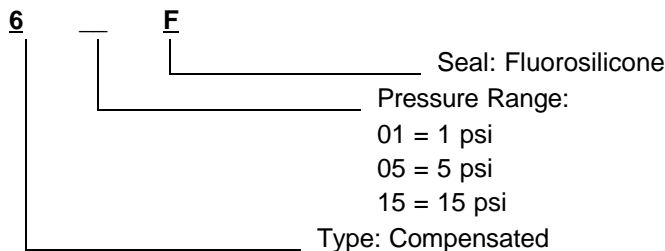
DATE CODE



CATALOG LISTING NOMENCLATURE



BRANDING SCHEME



TECHNICAL NOTES

Technical Notes that provide further application information on the 26PC SMT are available on the Honeywell web site at: <http://www.honeywell.com/sensing/prodinfo/pressure/20pc>

WARRANTY/REMEDY

Honeywell warrants goods of its manufacture as being free of defective materials and faulty workmanship. Contact your local sales office for warranty information. If warranted goods are returned to Honeywell during the period of coverage, Honeywell will repair or replace without charge those items it finds defective. The foregoing is Buyer's sole remedy and is **in lieu of all other warranties, expressed or implied, including those of**

merchantability and fitness for a particular purpose.

Specifications may change without notice. The information we supply is believed to be accurate and reliable as of this printing. However, we assume no responsibility for its use.

While we provide application assistance personally, through our literature and the Honeywell web site, it is up to the customer to determine the suitability of the product in the application.

For application assistance, current specifications, or name of the nearest Authorized Distributor, check the Honeywell web site or call:

- 1-800-537-6945 USA
- 1-800-737-3360 Canada
- 1-815-235-6847 International

FAX
1-815-235-6545 USA

INTERNET
www.honeywell.com/sensing
info.sc@honeywell.com

Honeywell

Sensing and Control
Honeywell
11 West Spring Street
Freeport, Illinois 61032



Printed with Soy Ink
on 50% Recycled Paper

008065-1-EN IL50 GLO 0601 Printed in USA

www.honeywell.com/sensing