

9097250 TOSHIBA (DISCRETE/OPTO)

56C 07251 D T-33-21

SILICON PNP EPITAXIAL TYPE (PCT PROCESS)

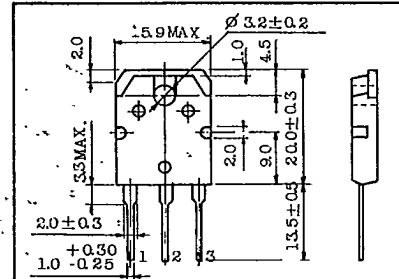
2SA1093

Unit in mm

AUDIO FREQUENCY POWER AMPLIFIER APPLICATIONS.

FEATURES:

- Complementary to 2SC2563.
- Recommended for 50W audio amplifier output stage.
- High transition frequency : $f_T=90\text{MHz(Typ.)}$

MAXIMUM RATINGS ($T_a=25^\circ\text{C}$)

CHARACTERISTIC	SYMBOL	RATING	UNIT
Collector-Base Voltage	V_{CB0}	-120	V
Collector-Emitter Voltage	V_{CE0}	-120	V
Emitter-Base Voltage	V_{EB0}	-5	V
Collector Current	I_C	-8	A
Base Current	I_B	-0.8	A
Collector Power Dissipation ($T_c=25^\circ\text{C}$)	P_C	80	W
Junction Temperature	T_j	150	$^\circ\text{C}$
Storage Temperature Range	T_{stg}	-55~150	$^\circ\text{C}$

1. BASE
2. COLLECTOR (HEAT SINK)
3. EMITTER

JEDEC -
EIAJ -
TOSHIBA 2-16B1A

Weight : 4.6g

ELECTRICAL CHARACTERISTICS ($T_a=25^\circ\text{C}$)

CHARACTERISTIC	SYMBOL	TEST CONDITION	MIN.	TYP.	MAX.	UNIT
Collector Cut-off Current	I_{CB0}	$V_{CB}=-120\text{V}, I_E=0$	-	-	-50	μA
Emitter Cut-off Current	I_{EB0}	$V_{EB}=-5\text{V}, I_C=0$	-	-	-50	μA
Collector-Emitter Breakdown Voltage	$V_{(BR)CEO}$	$I_C=-0.05\text{A}, I_B=0$	-120	-	-	V
DC Current Gain	$h_{FE(1)}$ (Note)	$V_{CE}=-5\text{V}, I_C=-1\text{A}$	55	-	240	
	$h_{FE(2)}$	$V_{CE}=-5\text{V}, I_C=-4\text{A}$	30	-	-	
Collector Emitter Saturation Voltage	$V_{CE(sat)}$	$I_C=-4\text{A}, I_B=-0.4\text{A}$	-	-1.0	-2.0	V
Base-Emitter Voltage	V_{BE}	$V_{CE}=-5\text{V}, I_C=-4\text{A}$	-	-1.5	-2.5	V
Transition Frequency	f_T	$V_{CE}=-10\text{V}, I_C=-1\text{A}$	-	90	-	MHz
Collector Output Capacitance	C_{ob}	$V_{CB}=-10\text{V}, I_E=0, f=1\text{MHz}$	-	150	-	pF

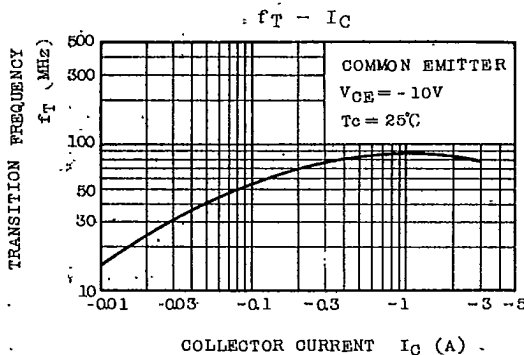
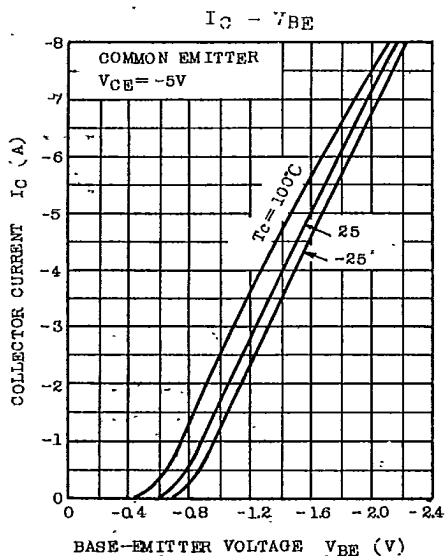
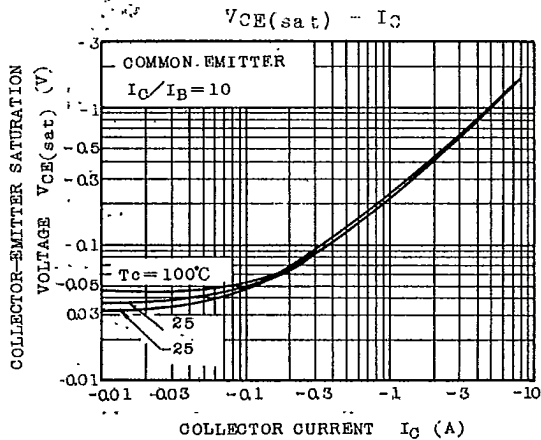
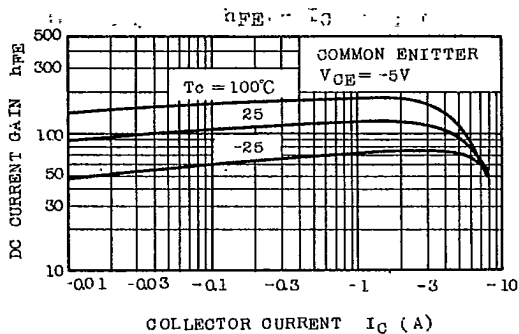
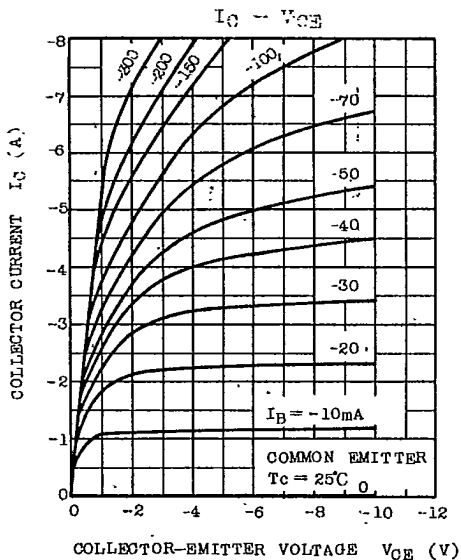
Note: $h_{FE(1)}$ Classification. R:55~110, O:80~160, Y:120~240

TOSHIBA CORPORATION

9097250 TOSHIBA (DISCRETE/OPTO)

56C 07252 DT-33-21

2SA1093

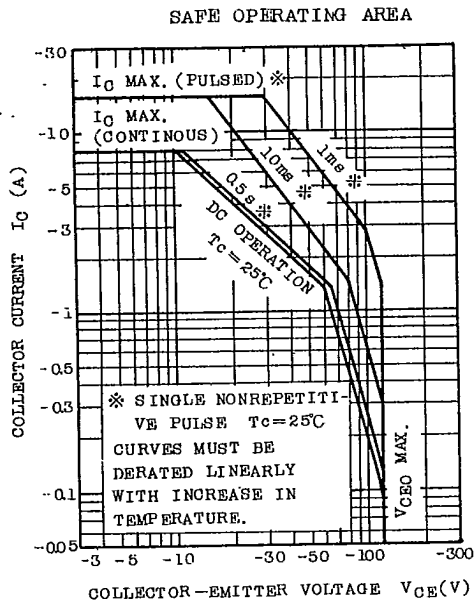
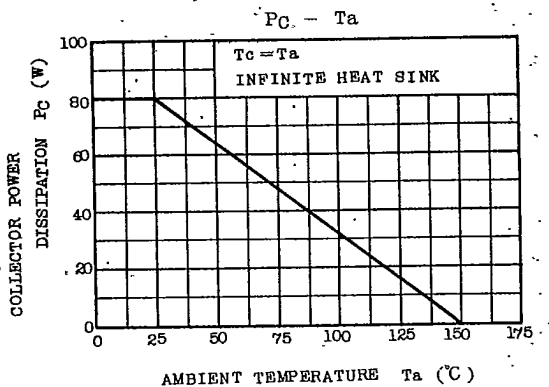


TOSHIBA CORPORATION

9097250 TOSHIBA (DISCRETE/OPTO)

56C 07253 DT-33-21

2SA1093



TOSHIBA CORPORATION