

KSC1393

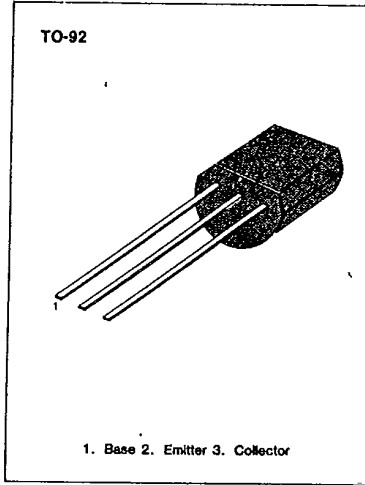
NPN EPITAXIAL SILICON TRANSISTOR

**TV VHF TUNER RF AMPLIFIER
(FORWARD AGC)**

- High Current Gain Bandwidth Product $f_T=700\text{MHz}$ (Typ)
- Low Noise Figure $NF=3.0\text{dB}$ (Max) at $f=200\text{MHz}$
- Low Reverse Transfer Capacitance $C_{re}=0.5\text{pF}$ (Max)

ABSOLUTE MAXIMUM RATINGS ($T_a=25^\circ\text{C}$)

Characteristic	Symbol	Rating	Unit
Collector-Base Voltage	V_{CBO}	30	V
Collector-Emitter Voltage	V_{CEO}	30	V
Emitter-Base Voltage	V_{EBO}	4	V
Collector Current	I_C	20	mA
Collector Dissipation	P_C	250	mW
Junction Temperature	T_J	150	$^\circ\text{C}$
Storage Temperature	T_{stg}	-55 - 150	$^\circ\text{C}$



3

ELECTRICAL CHARACTERISTICS ($T_a=25^\circ\text{C}$)

Characteristic	Symbol	Test Conditions	Min	Typ	Max	Unit
Collector-Base Breakdown Voltage	BV_{CBO}	$I_C=10\mu\text{A}, I_E=0$	30			V
Collector-Emitter Breakdown Voltage	BV_{CEO}	$I_C=5\text{mA}, I_B=0$	30			V
Emitter-Base Breakdown Voltage	BV_{EBO}	$I_E=-10\mu\text{A}, I_C=0$	4			V
Collector Cut-off Current	I_{CBO}	$V_{CB}=20\text{V}, I_E=0$			0.1	μA
DC Current Gain	h_{FE}	$V_{CE}=10\text{V}, I_C=2\text{mA}$	40		180	
Current Gain-Bandwidth Product	f_T	$V_{CE}=10\text{V}, I_C=3\text{mA}$	400	700		MHz
Reverse Transfer Capacitance	C_{re}	$f=1\text{MHz}, V_{CB}=10\text{V}, I_E=0$		0.35	0.5	pF
Power Gain	G_{pe}	$f=200\text{MHz}, I_E=-3\text{mA}, R_s=50\Omega, V_{CE}=10\text{V}$	20	24		dB
AGC Current	I_{AGC}	I_E at $G_{pe}=-30\text{dB}, f=200\text{MHz}$		-10	-12	mA
Noise Figure	NF	$f=200\text{MHz}, I_E=-3\text{mA}, V_{CE}=10\text{V}, R_s=50\Omega$		2.0	3.0	dB

h_{FE} CLASSIFICATION

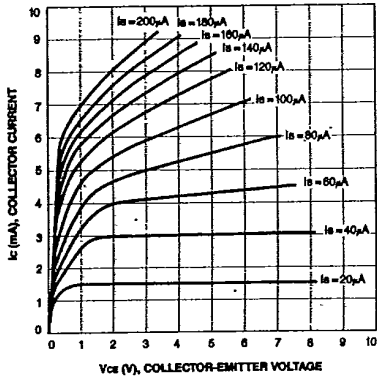
Classification	R	O	Y
h_{FE}	40-80	60-140	90-180

KSC1393

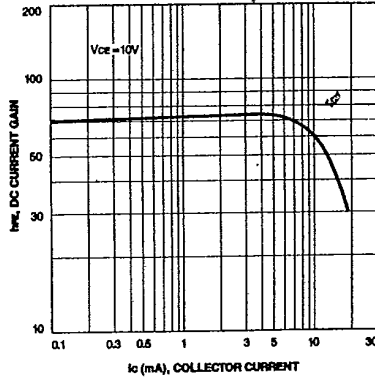
NPN EPITAXIAL SILICON TRANSISTOR

T-31-17

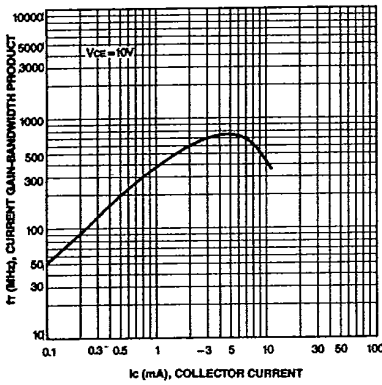
STATIC CHARACTERISTIC



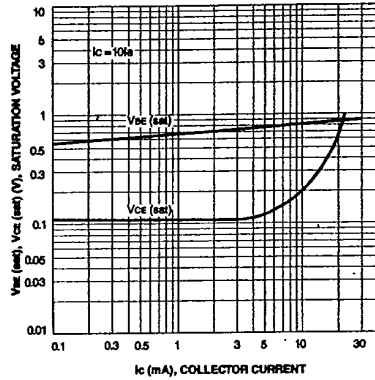
DC CURRENT GAIN



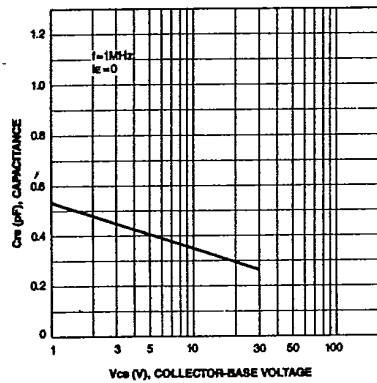
CURRENT GAIN-BANDWIDTH PRODUCT



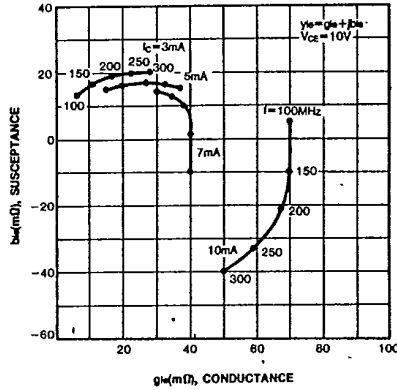
BASE-EMITTER SATURATION VOLTAGE
COLLECTOR-EMITTER SATURATION VOLTAGE



REVERSE CAPACITANCE



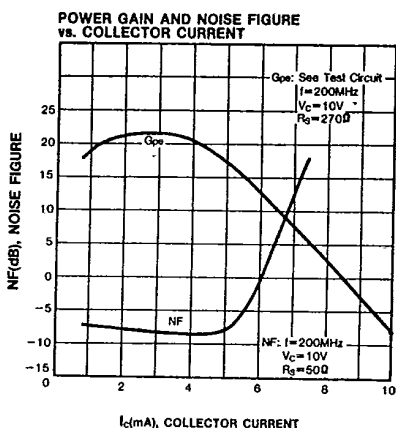
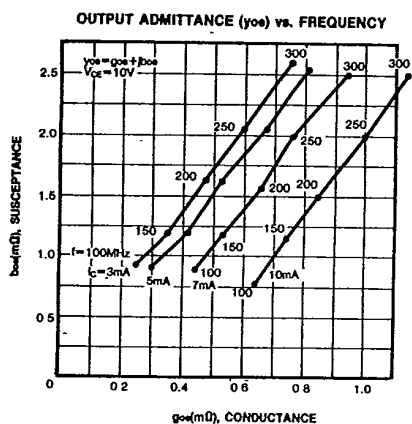
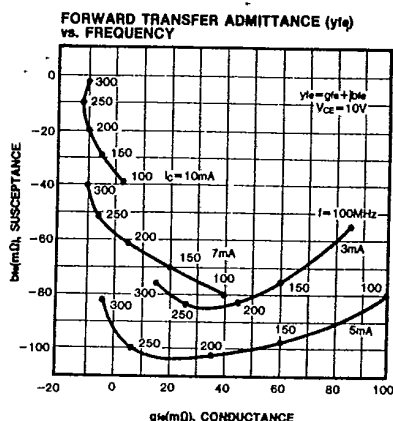
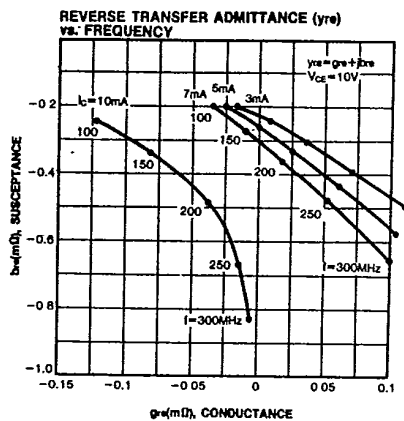
INPUT ADMITTANCE (yie) vs. FREQUENCY



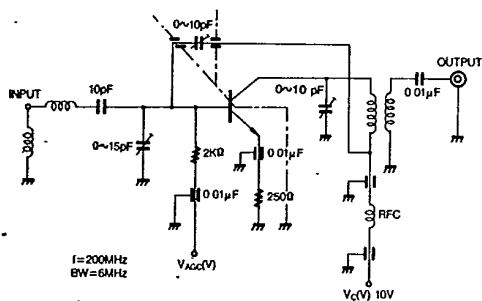
KSC1393

NPN EPITAXIAL SILICON TRANSISTOR

T-31-17



POWER GAIN AND NOISE FIGURE TEST CIRCUIT



3