

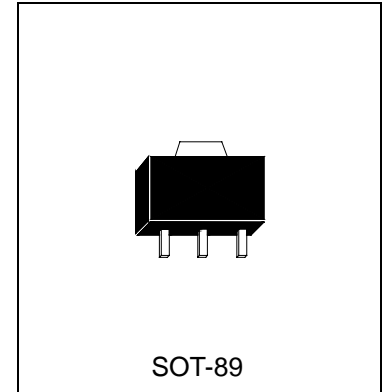


HM879

SILICON NPN EPITAXIAL TYPE TRANSISTOR

Description

For 1.5V And 3V Electronic Flash Use.



Features

- Charger-up time is about 1 mS faster than of a germanium transistor.
- Small saturation voltage can bring less power dissipation and flashing times.

Absolute Maximum Ratings

- Maximum Temperatures
Storage Temperature -55 ~ +150 °C
Junction Temperature +150 °C Maximum
- Maximum Power Dissipation
Total Power Dissipation (Ta=25°C) 1 W
- Maximum Voltages and Currents (Ta=25°C)
BVCBO Collector to Base Voltage 30 V
BVCEX Collector to Emitter Voltage 20 V
BVCEO Collector to Emitter Voltage 10 V
BVEBO Emitter to Base Voltage 6 V
IC Collector Current 3 A
IC Collector Current (Pluse) 5 A

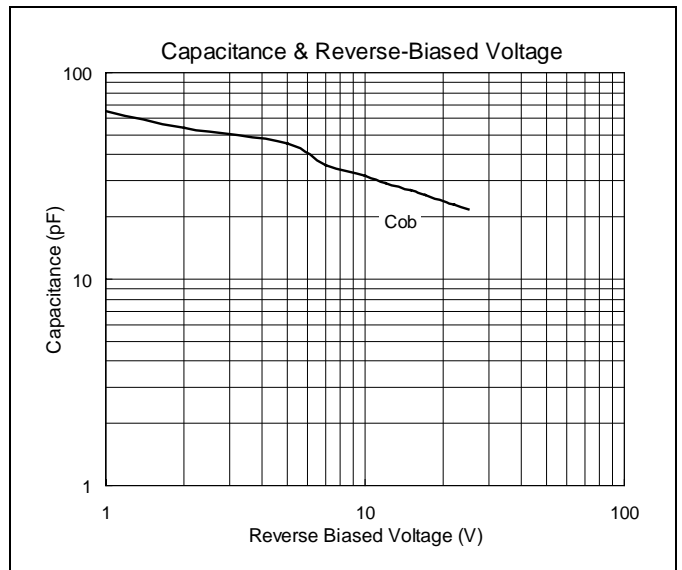
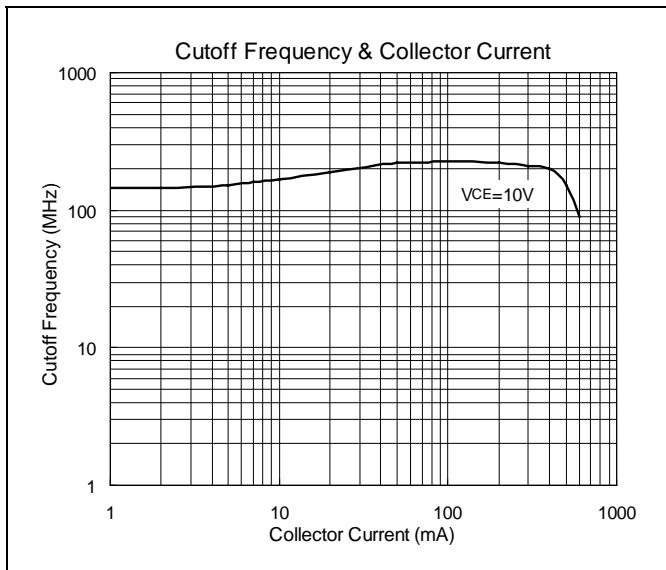
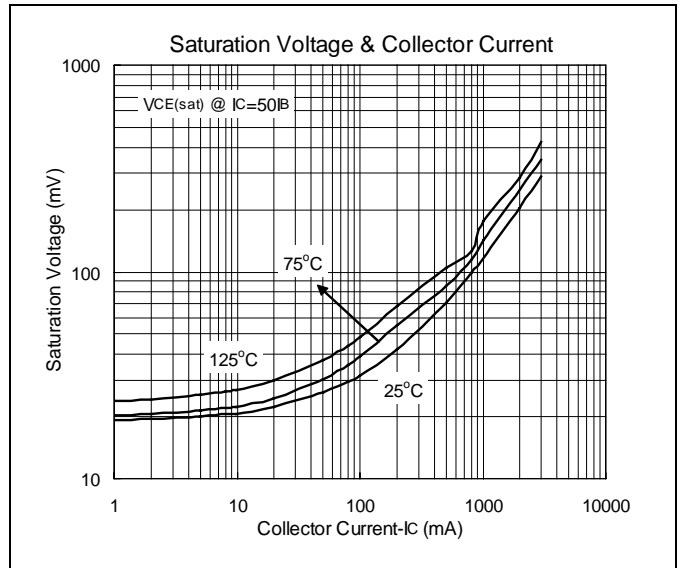
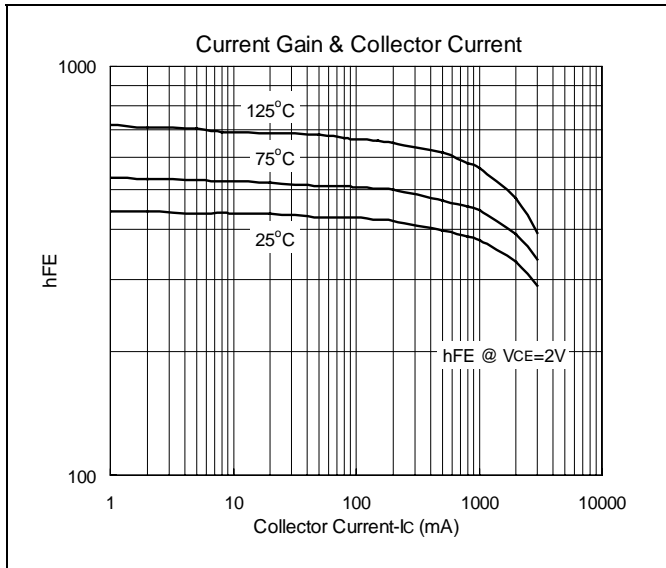
Electrical Characteristics (Ta=25°C)

Symbol	Min.	Typ.	Max.	Unit	Test Condition
BVCEO	10	-	-	V	IC=1mA
BVEBO	6	-	-	V	IE=10uA
BVCBO	30	-	-	V	IC=10uA
BVCEX	20	-	-	V	IC=1mA, VBE=3V
ICBO	-	-	100	nA	VCB=20V
IEBO	-	-	100	nA	VBE=4V
*VCE(sat)	-	0.3	0.4	V	IC=3A, IB=60mA
*hFE	140	210	400		VCE=2V, IC=3A
fT	-	200	-	MHz	VCE=10V, IC=50mA
Cob	-	30	-	pF	VCB=10V, f=1MHz

*Pulse Test: Pulse Width ≤380us, Duty Cycle≤2%

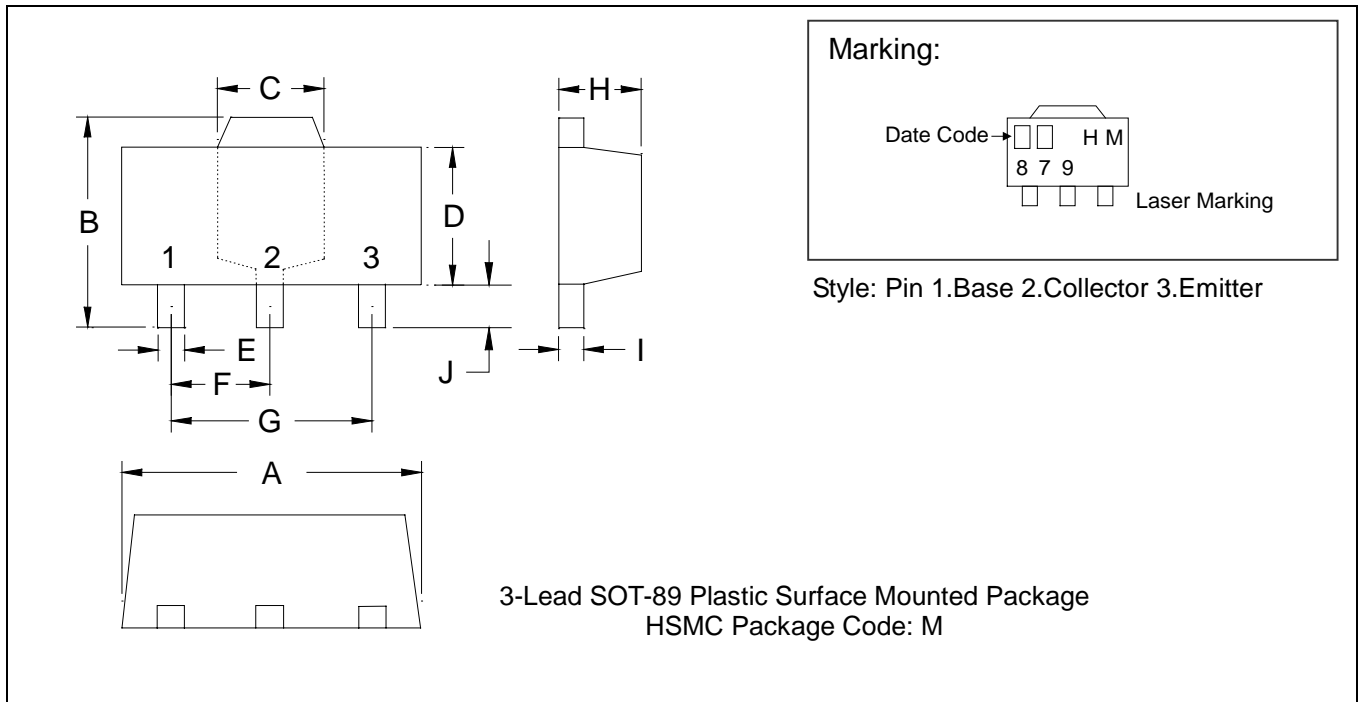


Characteristics Curve





SOT-89 Dimension



*: Typical

DIM	Inches		Millimeters		DIM	Inches		Millimeters	
	Min.	Max.	Min.	Max.		Min.	Max.	Min.	Max.
A	0.1732	0.1811	4.40	4.60	F	0.0583	0.0598	1.48	1.52
B	0.1594	0.1673	4.05	4.25	G	0.1165	0.1197	2.96	3.04
C	0.0591	0.0663	1.50	1.70	H	0.0551	0.0630	1.40	1.60
D	0.0945	0.1024	2.40	2.60	I	0.0138	0.0161	0.35	0.41
E	0.0141	0.0201	0.36	0.51	J	0.0319	0.0421	0.81	1.07

Notes: 1.Dimension and tolerance based on our Spec. dated May. 05,1996.
 2.Controlling dimension: millimeters.
 3.Maximum lead thickness includes lead finish thickness, and minimum lead thickness is the minimum thickness of base material.
 4.If there is any question with packing specification or packing method, please contact your local HSMC sales office.

Material:

- Lead: 42 Alloy; solder plating
- Mold Compound: Epoxy resin family, flammability solid burning class: UL94V-0

Important Notice:

- All rights are reserved. Reproduction in whole or in part is prohibited without the prior written approval of HSMC.
- HSMC reserves the right to make changes to its products without notice.
- **HSMC semiconductor products are not warranted to be suitable for use in Life-Support Applications, or systems.**
- HSMC assumes no liability for any consequence of customer product design, infringement of patents, or application assistance.

Head Office And Factory:

- **Head Office** (Hi-Sincerity Microelectronics Corp.): 10F.,No. 61, Sec. 2, Chung-Shan N. Rd. Taipei Taiwan R.O.C.
 Tel: 886-2-25212056 Fax: 886-2-25632712, 25368454
- **Factory 1:** No. 38, Kuang Fu S. Rd., Fu-Kou Hsin-Chu Industrial Park Hsin-Chu Taiwan. R.O.C
 Tel: 886-3-5983621~5 Fax: 886-3-5982931