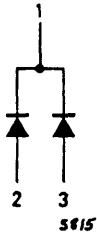


SOT23 SILICON PLANAR HIGH SPEED SWITCHING DIODES

HD2A
HD3A
HD4A

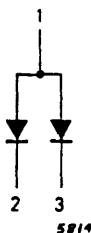
PIN CONFIGURATIONS:



HD2A
(Common Cathode)



HD3A
(Single Diode)



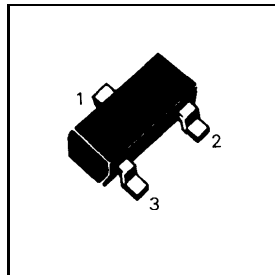
HD4A
(Common Anode)

PARTMARKING DETAILS:

HD2A - 5D

HD3A - 4D

HD4A - 7D



ABSOLUTE MAXIMUM RATINGS

PARAMETER	SYMBOL	VALUE	UNIT
Continuous Reverse Voltage	V_R	75	V
Forward Current	I_F	100	mA
Power Dissipation at $T_{amb} = 25^\circ\text{C}$	P_{TOT}	330	mW
Operating and Storage Temperature Range	$t_j:tstg$	-55 to +150	$^\circ\text{C}$

ELECTRICAL CHARACTERISTICS (at $T_j = 25^\circ\text{C}$ unless otherwise stated)

PARAMETER	SYMBOL	MIN.	MAX.	UNIT	CONDITIONS
Breakdown Voltage	V_{BR}	85		V	$I_i = 100\mu\text{A}$
Forward Voltage	V_F	0.5	0.715 1.0	V	$I_f = 1\text{ mA}$ $I_f = 10\text{ mA}$
Reverse Current	I_R		1.0 60	μA	$V_R = 75\text{ V}$ $V_R = 75\text{ V}, T_j = 125^\circ\text{C}$
Total Capacitance	C_T		4	pF	$V_R = 0, f = 1\text{ MHz}$
Reverse Recovery Time	t_{rr}	Typ. 6		ns	$I_f = 10\text{ mA}, I_r = 10\text{ mA}$ $I_r = 1\text{ mA}$