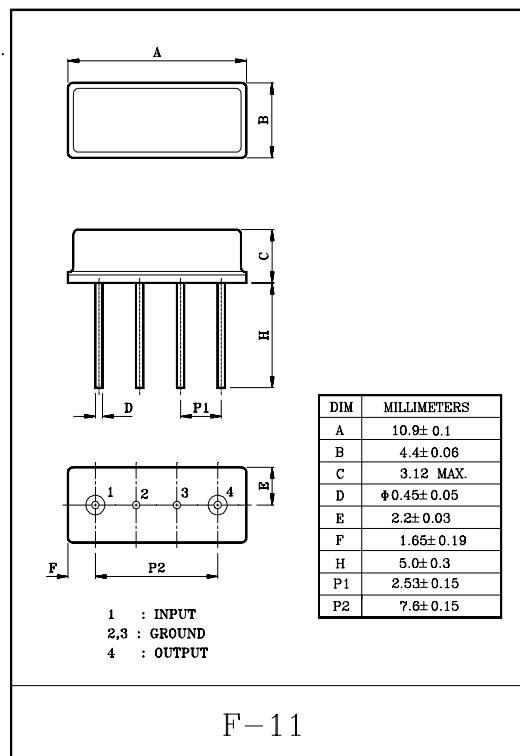


Band pass filters for the receiving RF circuits of pager

- High stability and reliability with good performance and no adjustment.
- Wide and sharp pass band characteristics.
- Low insertion loss and deep stop band attenuation for interference.
- Terminating Impedance : 50Ω.
- SMD Type : KF930AS(SC-45), KF930AV(SC-44).

MAXIMUM RATINGS (T_a=25℃)

ITEM	SYMBOL	RATING	UNIT
Input Signal Level	IS _{max}	0	dBm
DC Permissive Voltage	V _{DC}	+10	V
Operating Temperature Range	T _{opr}	-10~+50	℃
Storage Temperature Range	T _{stg}	-30~+85	℃



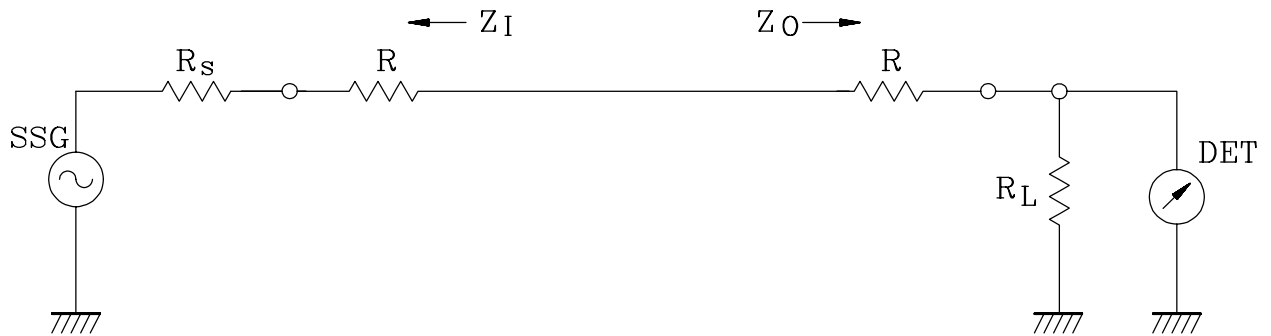
ELECTRICAL CHARACTERISTICS (Temperature 20±2℃, Humidity 65±5%)

ITEMS	SYMBOL	TEST CONDITION	MIN.	TYP.	MAX.	UNIT
Nominal Center Frequency	f ₀	-	-	930.5	-	MHz
Bandwidth	BW _{3dB}	-	f ₀ ±2.0	-	-	MHz
Insertion Loss	IL _{PASS}	f ₀ ±2.0MHz	-	-	4.0	dB
Ripple Level	A _{RIP}	f ₀ ±2.0MHz	-	-	2.0	dB
Rejection Level	IL _{STOP}	f ₀ -400~f ₀ -40.8MHz	40	-	-	dB
		f ₀ +50~f ₀ +400MHz	40	-	-	dB
Input/Output Impedance	Z _i (Z _o)	-	-	50Ω	-	-

KF930A

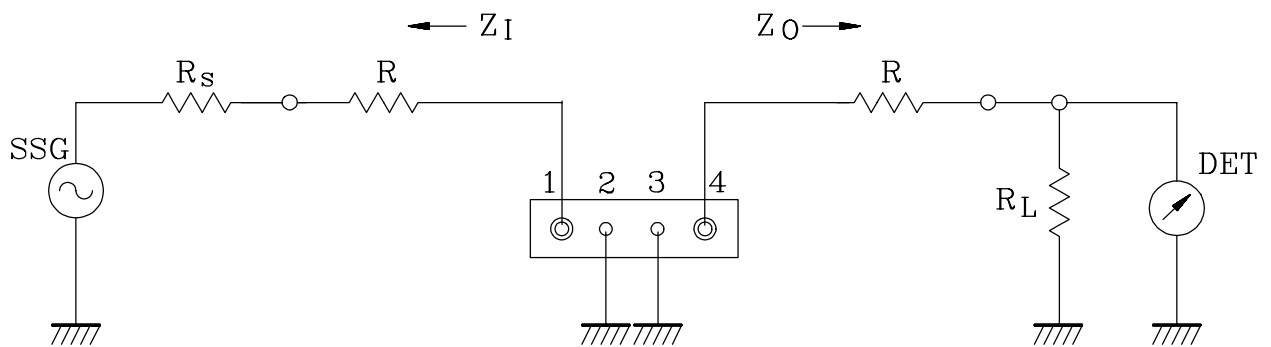
TEST CIRCUIT

REFERENCE LEVEL TEST CIRCUIT



$R_s, R_L : 50\Omega$ (Internal Impedance of Source and Load)
 $R : 0\Omega$
 $Z_I(Z_O)=R_s(R_L)+R$

MEASUREMENT CIRCUIT

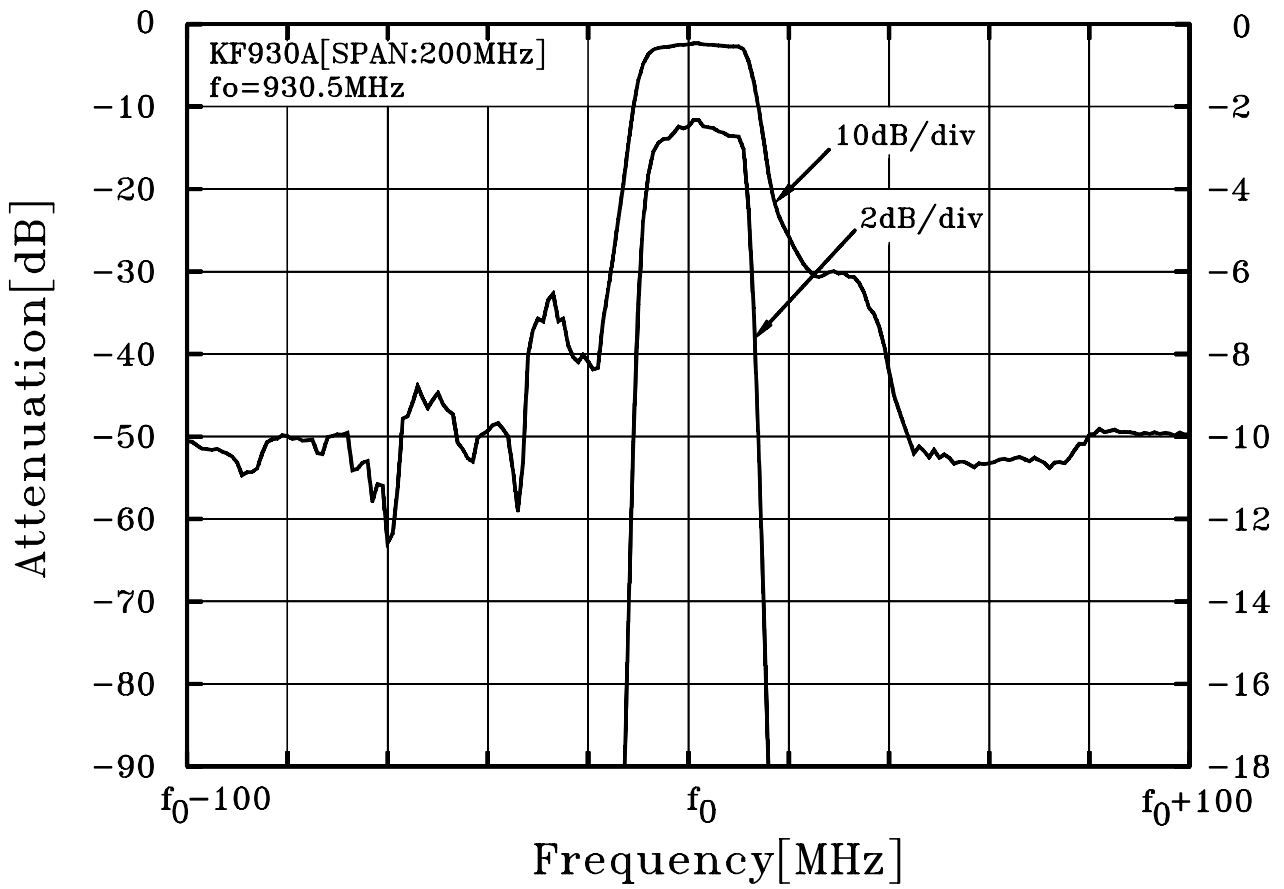


1: Input 2,3: Ground 4: Output

$R_s, R_L : 50\Omega$ (Internal Impedance of Source and Load)
 $R : 0\Omega$
 $Z_I(Z_O)=R_s(R_L)+R$

KF930A

ATT - f



ATT - f

